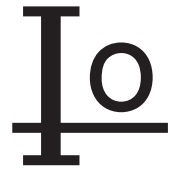
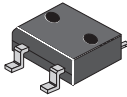


B1S THRU B8S



MINI SURFACE MOUNT GLASS PASSIVATED BRIDGE RECTIFIER



FEATURES

- * Ideal for printed circuit board
- * Reliable low cost construction utilizing molded plastic technique
- * High surge current capability
- * Polarity: marked on body
- * Mounting position: Any
- * Weight: 1.0 grams

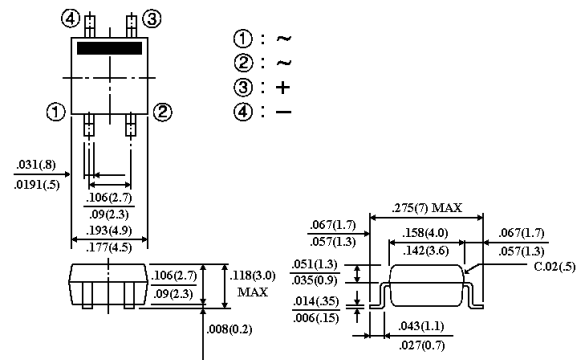
VOLTAGE RANGE

100 to 800 Volts

CURRENT

0.5 Ampere

SMDI/MB-S



Dimensions in inches and (millimeters)

MAXIMUM RATINGS AND ELECTRICAL CHARACTERISTICS

Rating 25°C ambient temperature unless otherwise specified.
Single phase half wave, 60Hz, resistive or inductive load.
For capacitive load, derate current by 20%.

TYPE NUMBER	B1S	B2S	B4S	B6S	B8S	UNITS
Maximum Recurrent Peak Reverse Voltage	100	200	400	600	800	V
Maximum RMS Voltage	70	140	280	420	560	V
Maximum DC Blocking Voltage	100	200	400	600	800	V
Maximum Average Forward Rectified Current						
See Fig. 2	0.5					A
Peak Forward Surge Current, 8.3 ms single half sine-wave superimposed on rated load (JEDEC method)	50					A
Maximum Forward Voltage Drop per Bridge Element at 0.5A D.C.	1.0					V
Maximum DC Reverse Current Ta=25°C	10					μA
at Rated DC Blocking Voltage Ta=125°C	500					μA
Operating Temperature Range, Tj	-65 — +125					°C
Storage Temperature Range, Tstg	-65 — +150					°C

RATING AND CHARACTERISTIC CURVES (B1S THRU B8S)

FIG.1-MAXIMUM NON-REPETITIVE FORWARD SURGE CURRENT

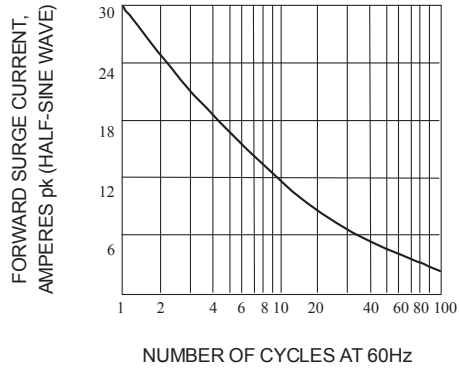


FIG.2-DERATING CURVE FOR OUTPUT RECTIFIED CURRENT

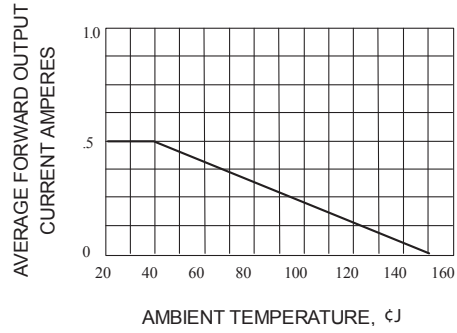


FIG.3-TYPICAL FORWARD CHARACTERISTICS

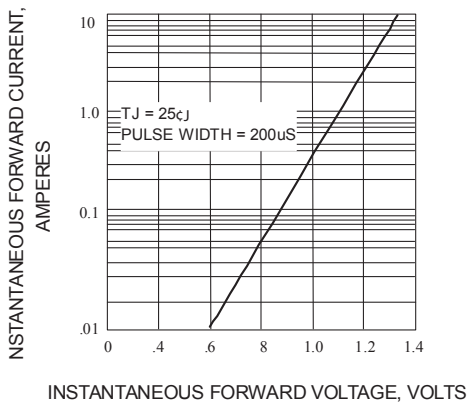


FIG.4-TYPICAL REVERSE CHARACTERISTICS

