

VOLTAGE REGULATOR, RELAY,
LAMP DRIVER, INDUSTRIAL USE

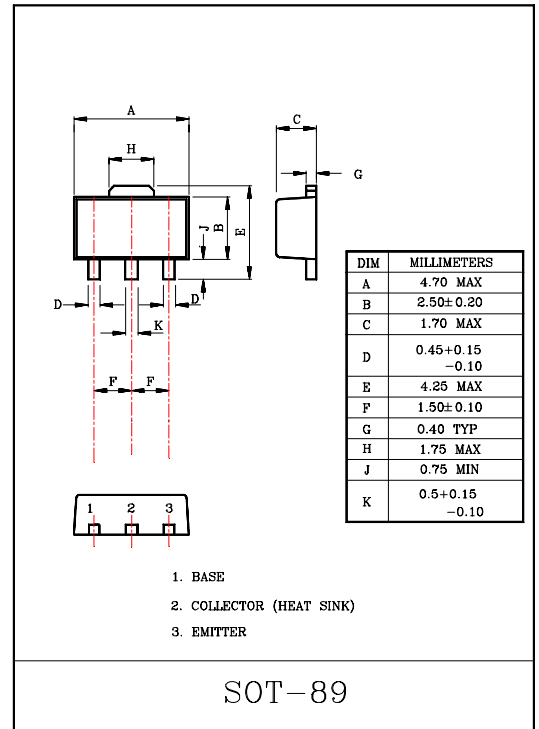
FEATURES

- High Voltage : $V_{CEO}=60V(\text{Min.})$.
- High Current : $I_C(\text{Max.})=1A$.
- High Transition Frequency : $f_T=150\text{MHz}(\text{Typ.})$.
- Wide Area of Safe Operation.

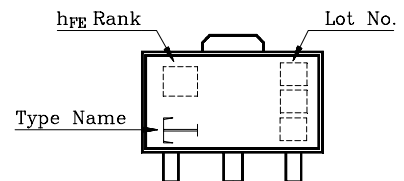
MAXIMUM RATINGS ($T_a=25^\circ\text{C}$)

CHARACTERISTIC		SYMBOL	RATING	UNIT
Collector-Base Voltage		V_{CBO}	80	V
Collector-Emitter Voltage		V_{CEO}	60	V
Emitter-Base Voltage		V_{EBO}	5	V
Collector Current	DC	I_C	1	A
	Pulse	I_{CP}	2	
Collector Power Dissipation		P_C	500	mW
		P_C^*	1	W
Junction Temperature		T_j	150	$^\circ\text{C}$
Storage Temperature Range		T_{stg}	-55~150	$^\circ\text{C}$

P_C^* : KTC4378 mounted on ceramic substrate ($250\text{mm}^2 \times 0.8\text{t}$)



Marking

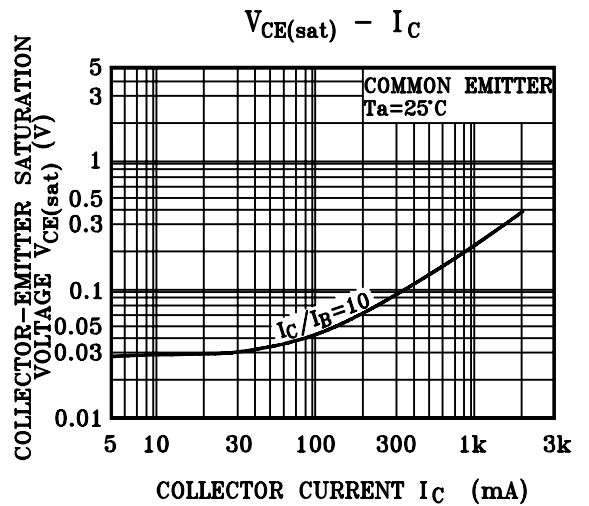
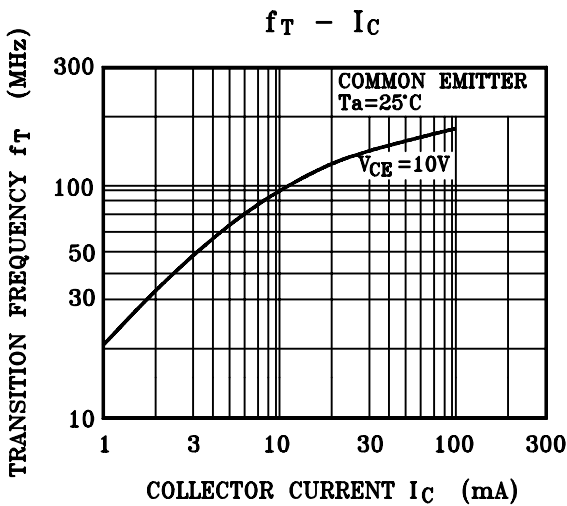
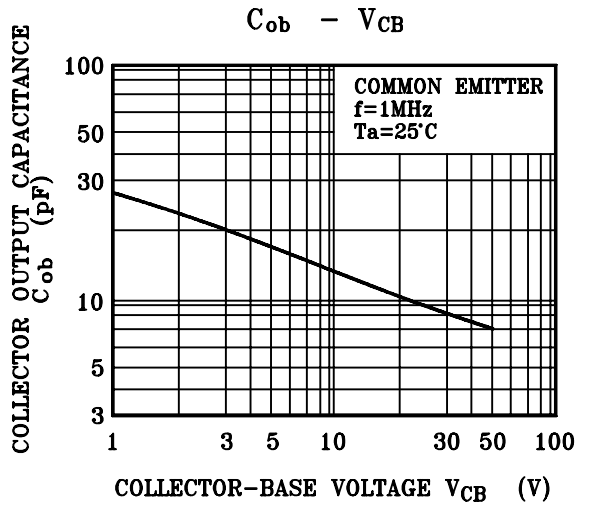
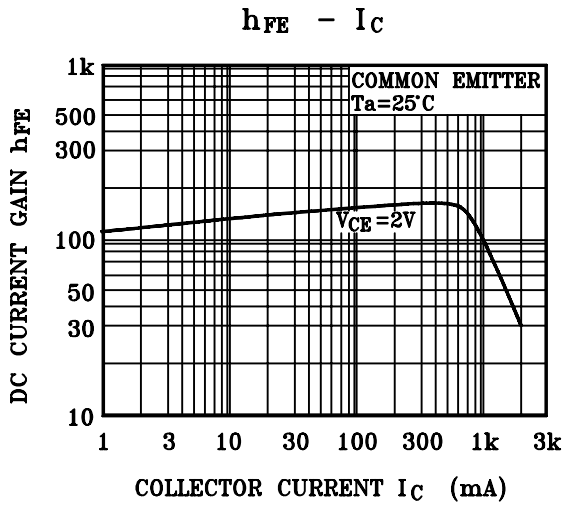
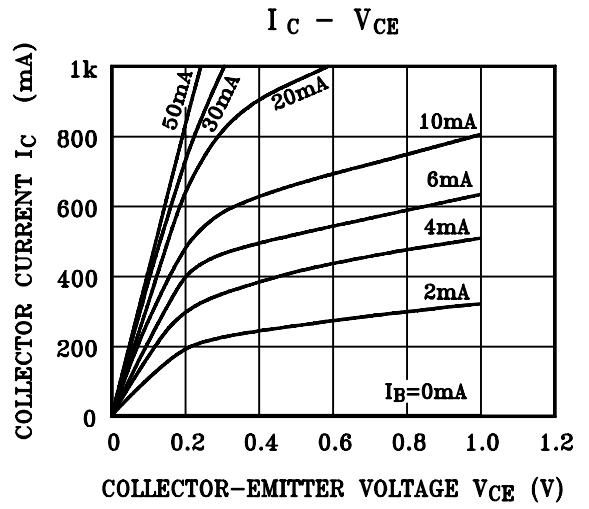
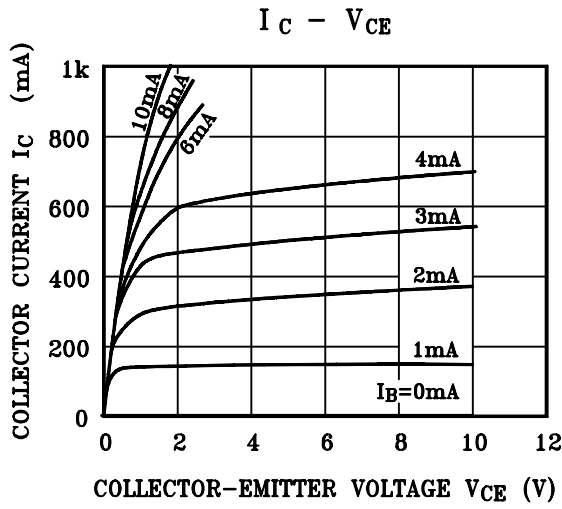


ELECTRICAL CHARACTERISTICS ($T_a=25^\circ\text{C}$)

CHARACTERISTIC	SYMBOL	TEST CONDITION	MIN.	TYP.	MAX.	UNIT
Collector Cut-off Current	I_{CBO}	$V_{CB}=50V, I_E=0$	-	-	100	nA
Emitter Cut-off Current	I_{EBO}	$V_{EB}=4V, I_C=0$	-	-	100	nA
DC Current Gain	$h_{FE}(1)$	$V_{CE}=2V, I_C=50\text{mA}$	100	-	320	
	$h_{FE}(2)$	$V_{CE}=2V, I_C=1A$	30	-	-	
Collector-Emitter Breakdown Voltage	V_{CEO}	$I_C=1\text{mA}, I_B=0$	60	-	-	V
Collector-Emitter Saturation Voltage	$V_{CE(sat)}$	$I_C=500\text{mA}, I_B=50\text{mA}$	-	0.15	0.5	V
Base-Emitter Saturation Voltage	$V_{BE(sat)}$	$I_C=500\text{mA}, I_B=50\text{mA}$	-	0.85	1.2	V
Transition Frequency	f_T	$V_{CE}=10V, I_C=50\text{mA}$	-	150	-	MHz
Collector Output Capacitance	C_{ob}	$V_{CB}=10V, f=1\text{MHz}$	-	12	-	pF

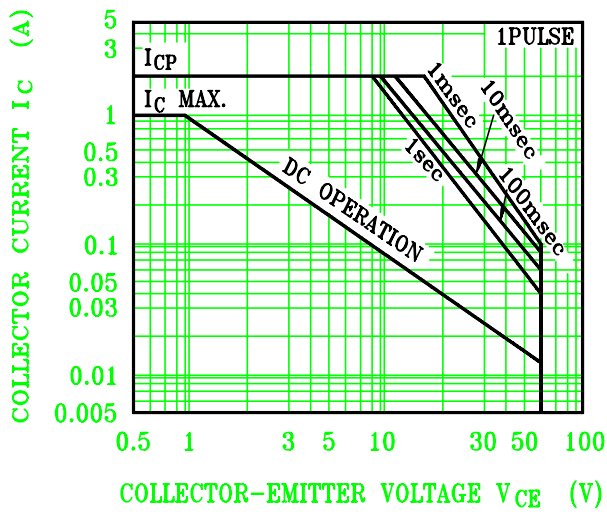
Note : $h_{FE}(1)$ Classification Y:100~200, GR:160~320

KTC4378



KTC4378

SAFE OPERATING AREA



$P_C - T_a$

