

JZC-32F

SUBMINIATURE INTERMEDIATE POWER RELAY



File No.:E133481



File No.:115366



File No.:CH0047994-2000



Features

- 5A, 10A switching capabilities
- SPST-NO and SPDT configurations
- Subminiature, standard PCB layout
- Sealed and Unsealed types available

CONTACT DATA

Contact Arrangement	1A, 1C		
Initial Contact Resistance Max.	100mΩ (at 1A 24VDC)		
Contact Material	AgCdO		
Contact Rating (Res. Load)	SPST-NO		SPDT
	Standard	Sensitive	Standard
	H: 5A 250VAC 5A 30VDC 10A 125VAC	HL: 3A 250VAC 3A 30VDC	3A 250VAC 3A 30VDC
	HQ: 10A 250VAC	HLQ: 8A 250VAC	
Max. switching voltage	250VAC/30VDC		
Max. switching current	10A		
Max. switching power	1250VA/150W		
UL/CUR rating	H: 5A 250VAC 5A 30VDC 10A 125VAC	HL, Z: 3A 250VAC/30VDC	
VDE rating	H: 5A 250VAC 5A 30VDC	HL, Z: 3A 250VAC/30VDC	
Mechanical life	1x 10 ⁷ OPS		
Electrical life	1 x 10 ⁵ OPS		

CHARACTERISTICS

Initial Insulation Resistance	100MΩ 500VDC	
Dielectric Strength	Between coil and Contacts	2500VAC 1min.
	Between open contacts	1000VAC 1min.
Operate time (at nomi. Volt.)	8ms	
Release time (at nomi. Volt.)	5ms	
Ambient temperature	Standard	-40°C to +70°C
	High Capacity	-40°C to +60°C
Humidity	35 to 95%	
Shock Resistance	Functional	100 m/s ²
	Destructive	1000 m/s ²
Vibration Resistance	1.5mm, 10 to 55Hz	
Termination	PCB	
Unit weight	Approx. 6g	
Construction	Sealed & Unsealed	

COIL

Coil power	Standard:0.45W Sensitive:0.2W
------------	-------------------------------

COIL DATA

Standard Type

Nominal Voltage VDC	Pick-up Voltage VDC	Drop-out Voltage VDC	Max. allowable Voltage VDC(at 20°C)	Coil Resistance Ω
3	2.25	0.15	3.9	20 ± 10%
5	3.75	0.25	6.5	55 ± 10%
6	4.50	0.30	7.8	80 ± 10%
9	6.75	0.45	11.7	180 ± 10%
12	9.00	0.60	15.6	320 ± 10%
18	13.5	0.90	23.4	720 ± 10%
24	18.0	1.20	31.2	1280 ± 10%

Sensitive Type

Nominal Voltage VDC	Pick-up Voltage VDC	Drop-out Voltage VDC	Max. allowable Voltage VDC(at 20°C)	Coil Resistance Ω
3	2.25	0.15	4.5	45 ± 10%
5	3.75	0.25	7.5	125 ± 10%
6	4.50	0.30	9.0	180 ± 10%
9	6.75	0.45	13.5	400 ± 10%
12	9.00	0.60	18.0	720 ± 10%
18	13.5	0.90	27.0	1600 ± 10%
24	18.0	1.20	36.0	2800 ± 10%

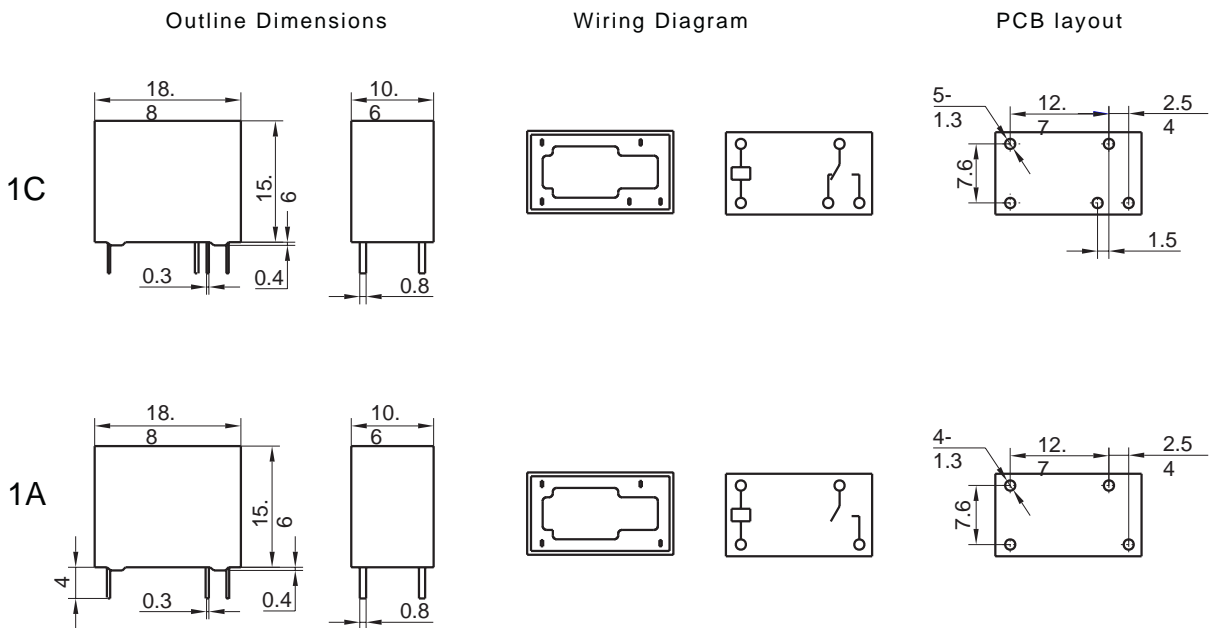


ORDERING INFORMATION

Type	JZC-32F / 012 H S L Q
Coil voltage	3, 5, 6, 9, 12, 18, 24VDC
Contact arrangement	H:1Form A Z:1Form C
Structure	Nil: Unsealed S: Sealed
Coil Power	L: Sensitive Nil: Standard
Contact Capacity	Q: High Capacity Nil: Standard

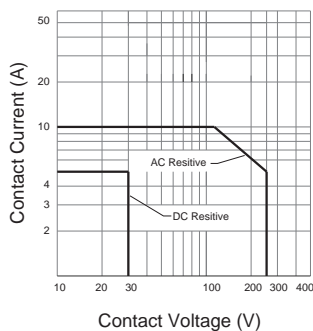
Note: Sensitive type only suit for SPST-NO

OUTLINE DIMENSIONS, WIRING DIAGRAM AND PC BOARD LAYOUT

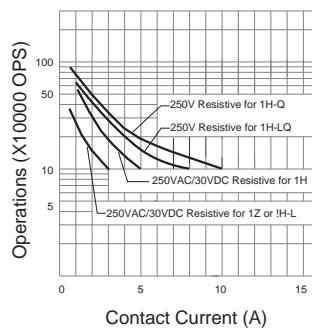


CHARACTERISTICS CURVE

MAXIMUM SWITCHING POWER



LIFE CURVE



COIL TEMPERATURE RISE

