

ECONOLINE - DC/DC-Converter

RP Series, 1 Watt, SIP7, Isolation Voltage 5.2 kVDC, EN 60950 (Single & Dual Output)

RECOM

Features

- EN 60950
- 5.2kVDC Isolation
- Power Sharing
- Efficiency to 80%
- Pin Compatible with RH & RK Series, SIP DC-DC Converters
- UL94V-0 Package Material

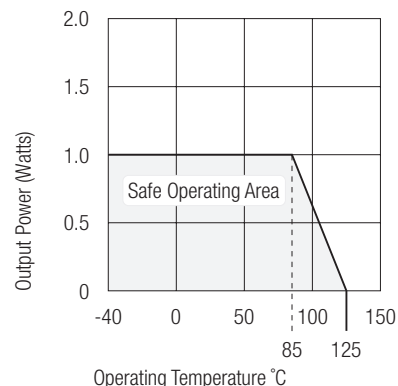


Selection Guide

Part Number	Input Voltage (VDC)	Output Voltage (VDC)	Output Current (mA)	Efficiency (%)
SIP 7				
RP-XX3.3S	5, 9, 12, 15, 24	3.3	303	70
RP-XX05S	3.3, 5, 9, 12, 15, 24	5	200	70
RP-XX09S	3.3, 5, 9, 12, 15, 24	9	111	75
RP-XX12S	3.3, 5, 9, 12, 15, 24	12	84	75-80
RP-XX15S	3.3, 5, 9, 12, 15, 24	15	66	77-82
RP-XX24S	3.3, 5, 9, 12, 15, 24	24	42	80
RP-XX3.3D	5, 9, 12, 15, 24	±3.3	±152	70
RP-XX05D	3.3, 5, 9, 12, 15, 24	±5	±100	73
RP-XX09D	3.3, 5, 9, 12, 15, 24	±9	±56	75
RP-XX12D	3.3, 5, 9, 12, 15, 24	±12	±42	75-84
RP-XX15D	3.3, 5, 9, 12, 15, 24	±15	±33	77-84
RP-XX24D	3.3, 5, 9, 12, 15, 24	±24	±21	80

Specifications (Core Operating Area) and Operating Temperature / Derating-Graph

Input Voltage	±10%	
Input Filter	Capacitor Type	
Output Voltage Accuracy	±5%	
Line Voltage Regulation	1,2%/1% V Input	
Load Voltage Regulation (10% to 100% full load)	3.3V output types 5V output type 9V, 12V, 15V, 24V output types	20% max. 15% max. 10% max.
Ripple and Noise (20MHz limited)	100mVp-p max.	
Efficiency at Full Load	70% min.	
Isolation Voltage	5.200VDC min.	
Isolation Resistance (Viso = 500VDC)	20 GΩ min.	
Isolation Capacitance	4pF min./10pF max.	
Short Circuit Protection	1 Second	
Switching Frequency at Full Load	100kHz typ.	
Operating Temperature	-40°C to +85°C (see Graph)	
Storage Temperature	-55°C to +125°C	
Package Weight	2.4g	



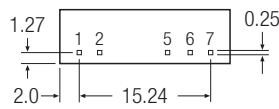
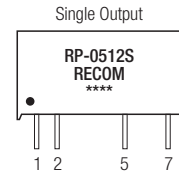
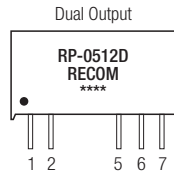
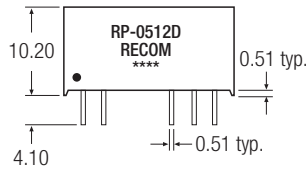
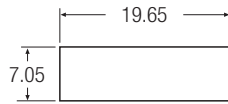
ECONOLINE - DC/DC-Converter

RP Series, 1 Watt, SIP7, Isolation Voltage 5.2 kVDC, EN 60950 (Single & Dual Output)

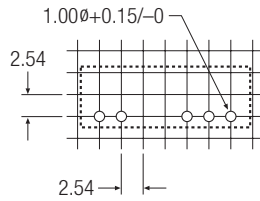
RECOM

Package Style and Pinning (mm)

7 PIN SIP Package



Recommended Footprint Details



Pin Connections

Pin #	Single	Dual
1	+Vin	+Vin
2	-Vin	-Vin
5	-Vout	-Vout
6	NC	Com
7	+Vout	+Vout

NC = No Connection

XX.X ± 0.5 mm
XX.XX ± 0.25 mm