

BOURNS®

Features

- 0805 size
- Available in E12 series
- High Q up to 80 typ.
- High operating temperature of 125°C
- Small size of only 2.0mm

Applications

- Mobil phones
- Cellular phones
- CTV, VCR, HIC, FDD

CW201212 Series - High Q Chip Inductors

Electrical Specifications

Bourns Part No.	Inductance		Q	Test Freq. MHz		SRF min. MHz	RDC ohms	I rms mA max.
	nH	Tol.%		L	Q			
CW201212-2N2J	2.2	±5	40	250	1500	6000	0.08	600
CW201212-3N3J	3.3	±5	30	150	1500	6000	0.08	600
CW201212-4N7J	4.7	±5	50	250	1200	5500	0.10	600
CW201212-6N8J	6.8	±5	50	250	1000	5000	0.11	600
CW201212-8N2J	8.2	±5	50	250	1000	4700	0.13	600
CW201212-10NJ	10	±5	50	250	500	4200	0.14	600
CW201212-12NJ	12	±5	50	250	500	4000	0.15	600
CW201212-15NJ	15	±5	50	250	500	3900	0.17	600
CW201212-18NJ	18	±5	50	250	500	3300	0.20	600
CW201212-22NJ	22	±5	55	250	500	2600	0.22	500
CW201212-27NJ	27	±5	55	250	500	2500	0.25	500
CW201212-33NJ	33	±5	60	250	500	2100	0.27	500
CW201212-39NJ	39	±5	60	250	500	2000	0.29	500
CW201212-47NJ	47	±5	60	200	500	1650	0.31	500
CW201212-56NJ	56	±5	60	200	500	1550	0.34	500
CW201212-68NJ	68	±5	60	200	500	1450	0.38	500
CW201212-82NJ	82	±5	60	150	500	1300	0.42	400
CW201212-R10J	100	±5	60	150	500	1200	0.46	400
CW201212-R12J	120	±5	50	150	250	1100	0.51	400
CW201212-R15J	150	±5	50	100	250	920	0.56	400
CW201212-R18J	180	±5	50	100	250	870	0.64	400
CW201212-R22J	220	±5	45	100	250	850	0.70	400
CW201212-R27J	270	±5	40	100	250	650	1.00	350
CW201212-R33J	330	±5	40	100	250	600	1.40	310
CW201212-R39J	390	±5	35	100	250	560	1.50	290
CW201212-R47J	470	±5	33	50	100	375	1.75	250
CW201212-R56J	560	±5	23	50	50	340	1.90	230
CW201212-R68J	680	±5	23	25	50	190	2.20	190
CW201212-R82J	820	±5	23	25	50	185	2.35	180
CW201212-R91J	910	±5	22	25	50	180	3.00	160

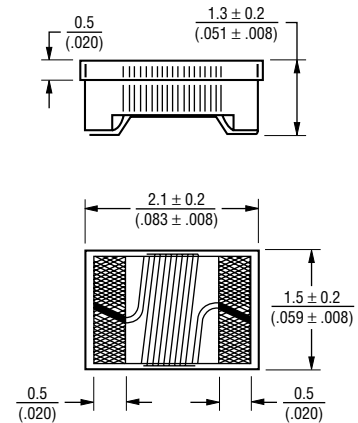
General Specifications

Temperature Rise40°C max. at rated current
 Operating Temperature ..-40°C to +125°C
 Storage Temperature-40°C to +125°C
 Reflow Soldering.....230°C, 10 sec. max.
 Resistance to Soldering Heat260°C, 5 seconds

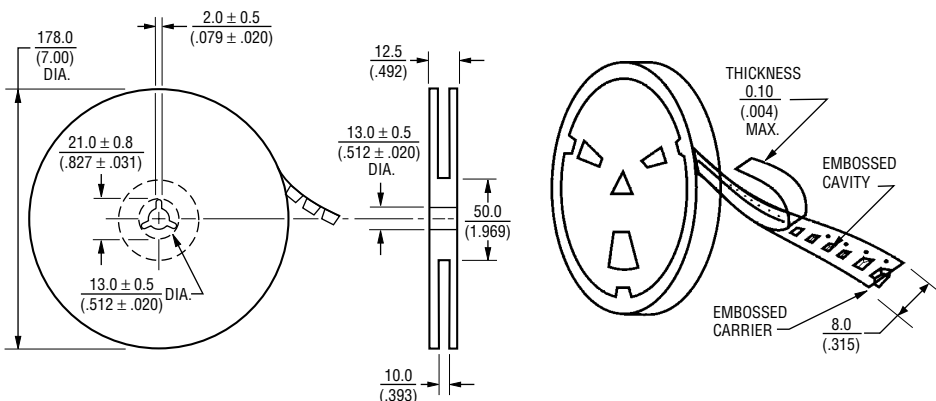
Materials

Core MaterialAlumina (1CC201211)
 WireEnamelled Copper (1W1E180)
 Terminal ElectrodeMo/Mn+Ni+Au
 Packaging.....2,000 pcs per reel

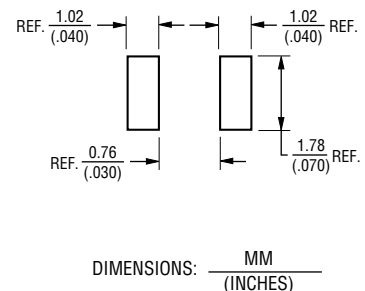
Product Dimensions



Packaging Specifications



Recommended Layout



NOTE: 2% TOLERANCE AVAILABLE FOR INDUCTANCE RANGES OF 12NH AND UP. REPLACE "J" WITH "G".

REV. 10/01
 Specifications are subject to change without notice.