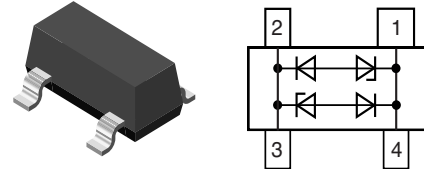


Low Capacitance Bidirectional ESD Protection Diodes

Features

- Low capacitance
- Very low leakage current
- Bidirectional ESD protection
- ESD protection to **IEC 61000 - 4 - 2 Level 4**



18909

Mechanical Data

Case: SOT-143 Plastic case

Weight: approx. 8 mg

Molding Compound Flammability Rating:
UL 94 V-0

Terminals: High temperature soldering guaranteed:
260 °C/10 sec. at terminals

Packaging: TBD

Packaging Codes/Options:

GS08 / 3 k per 7" reel (8 mm tape), 15 k/box

Parts Table

Part	Ordering code	Marking	Remarks
GCDA15C-1	GCDA15C-1-GS08	GC1	Tape and Reel

Absolute Maximum Ratings

Ratings at 25 °C, ambient temperature unless otherwise specified

Parameter	Test condition	Symbol	Value	Unit
Maximum Peak pulse current	8/20 μ s waveform	I_{PPM}	10	A
Peak pulse power	8/20 μ s waveform	P_{PPM}	350	W
ESD Air discharge per IEC 61000-4-2		V_{PP}	15	kV
ESD Contact discharge per IEC 61000-4-2		V_{PP}	8	kV

Thermal Characteristics

Ratings at 25 °C, ambient temperature unless otherwise specified

Parameter	Test condition	Symbol	Value	Unit
Operation temperature		T_J	- 40 to + 125	°C
Storage temperature		T_{STG}	- 55 to + 150	°C

Electrical Characteristics

Ratings at 25 °C, ambient temperature unless otherwise specified

Parameter	Test condition	Symbol	Min	Typ.	Max	Unit
Reverse stand-off voltage		V_{RWM}			15	V
Reverse breakdown voltage	$I_R = 1 \text{ mA}$	V_{BR}	16			V
Reverse leakage current	$V_{RW} = 15 \text{ V}$	I_R			100	nA
Capacitance	$V_R = 0 \text{ V}, f = 1 \text{ MHz}$	C_D		5		pF
Clamping voltage	$I_{PP} = 1 \text{ A}, 8/20 \mu\text{s}$ waveform (Fig. 4)	V_C			21	V
	$I_{PP} = 8 \text{ A}, 8/20 \mu\text{s}$ waveform (Fig. 4)	V_C			30	V

Typical Characteristics (Tamb = 25 °C unless otherwise specified)

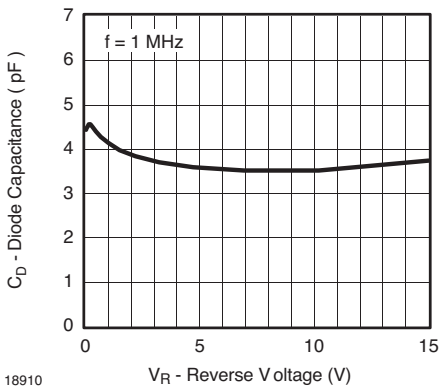


Figure 1. Typical Capacitance vs. Reverse Voltage

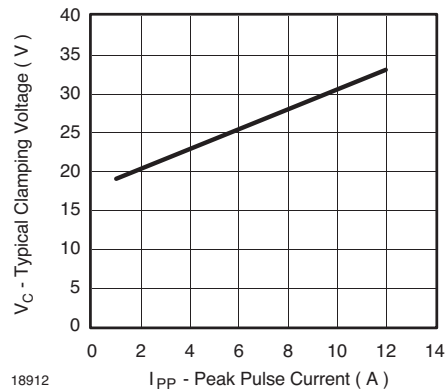


Figure 3. Typical Clamping Voltage vs. Peak Pulse Current

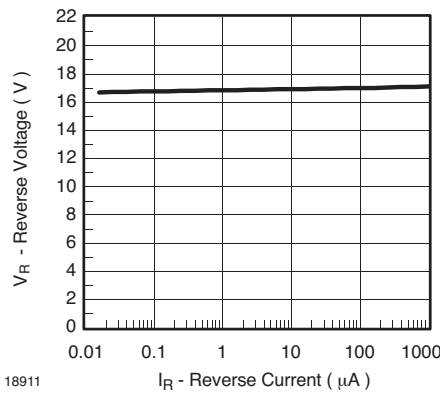


Figure 2. Typical Reverse Voltage vs. Reverse Current

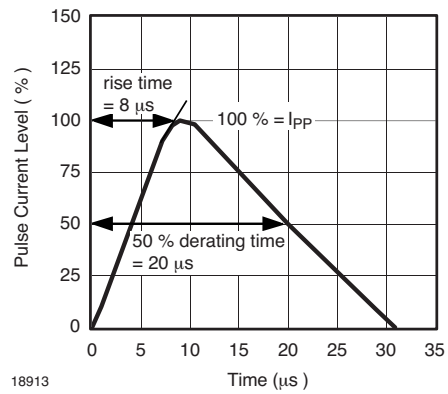
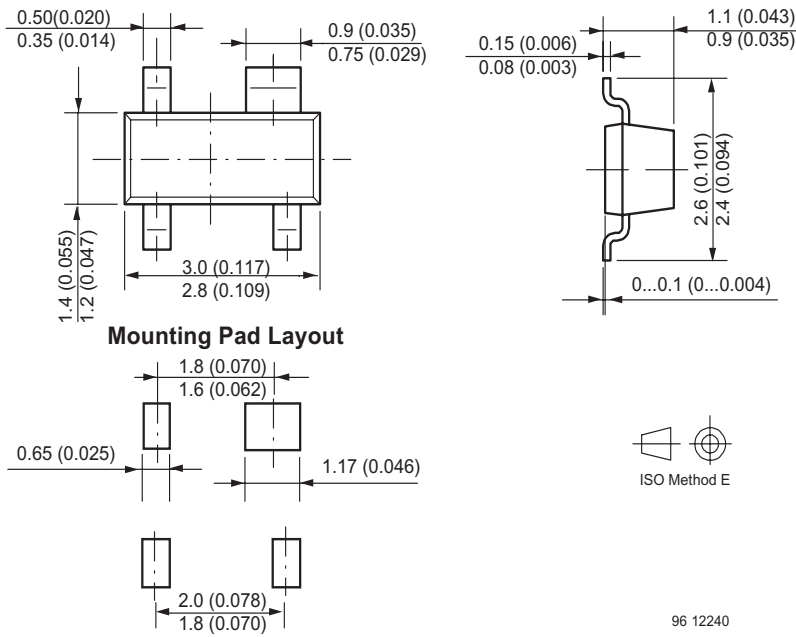


Figure 4. Pulse Waveform 8/20 µs acc. IEC 61000 - 4 - 5

Package Dimensions in mm



Ozone Depleting Substances Policy Statement

It is the policy of Vishay Semiconductor GmbH to

1. Meet all present and future national and international statutory requirements.
2. Regularly and continuously improve the performance of our products, processes, distribution and operating systems with respect to their impact on the health and safety of our employees and the public, as well as their impact on the environment.

It is particular concern to control or eliminate releases of those substances into the atmosphere which are known as ozone depleting substances (ODSs).

The Montreal Protocol (1987) and its London Amendments (1990) intend to severely restrict the use of ODSs and forbid their use within the next ten years. Various national and international initiatives are pressing for an earlier ban on these substances.

Vishay Semiconductor GmbH has been able to use its policy of continuous improvements to eliminate the use of ODSs listed in the following documents.

1. Annex A, B and list of transitional substances of the Montreal Protocol and the London Amendments respectively
2. Class I and II ozone depleting substances in the Clean Air Act Amendments of 1990 by the Environmental Protection Agency (EPA) in the USA
3. Council Decision 88/540/EEC and 91/690/EEC Annex A, B and C (transitional substances) respectively.

Vishay Semiconductor GmbH can certify that our semiconductors are not manufactured with ozone depleting substances and do not contain such substances.

We reserve the right to make changes to improve technical design
and may do so without further notice.

Parameters can vary in different applications. All operating parameters must be validated for each customer application by the customer. Should the buyer use Vishay Semiconductors products for any unintended or unauthorized application, the buyer shall indemnify Vishay Semiconductors against all claims, costs, damages, and expenses, arising out of, directly or indirectly, any claim of personal damage, injury or death associated with such unintended or unauthorized use.

Vishay Semiconductor GmbH, P.O.B. 3535, D-74025 Heilbronn, Germany
Telephone: 49 (0)7131 67 2831, Fax number: 49 (0)7131 67 2423