

ABR5000 - ABR5010

PRV : 50 - 1000 Volts
I_o : 50 Amperes

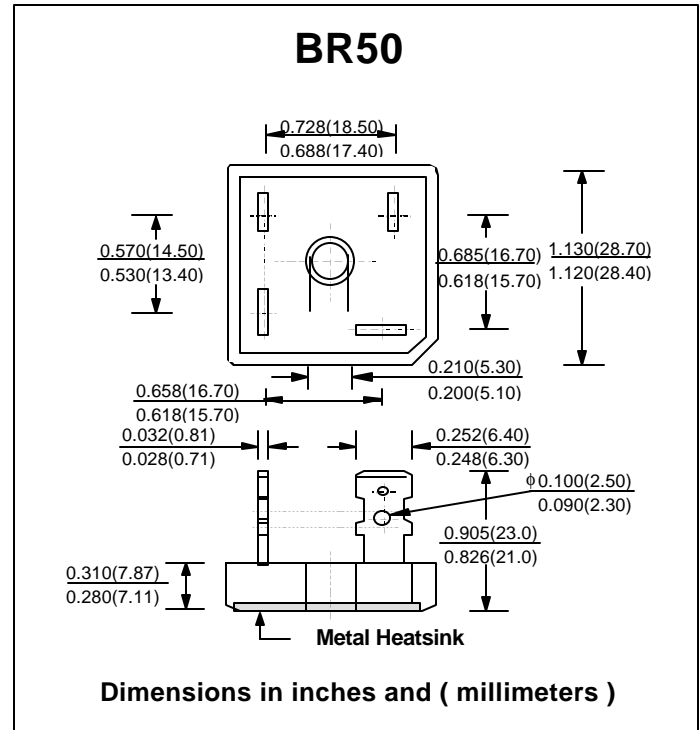
FEATURES :

- * High case dielectric strength
- * High surge current capability
- * High reliability
- * Low reverse current
- * Low forward voltage drop
- * Ideal for printed circuit board

MECHANICAL DATA :

- * Case : Molded plastic with heatsink integrally mounted in the bridge encapsulation
- * Epoxy : UL94V-O rate flame retardant
- * Terminals : plated .25" (6.35 mm). Faston
- * Polarity : Polarity symbols marked on case
- * Mounting position : Bolt down on heat-sink with silicone thermal compound between bridge and mounting surface for maximum heat transfer efficiency.
- * Weight : 17.1 grams

AVALANCHE BRIDGE RECTIFIERS



MAXIMUM RATINGS AND ELECTRICAL CHARACTERISTICS

Rating at 25 °C ambient temperature unless otherwise specified.
 Single phase, half wave, 60 Hz, resistive or inductive load.
 For capacitive load, derate current by 20%.

RATING	SYMBOL	ABR 5000	ABR 5001	ABR 5002	ABR 5004	ABR 5006	ABR 5008	ABR 5010	UNIT
Maximum Recurrent Peak Reverse Voltage	V _{RRM}	50	100	200	400	600	800	1000	Volts
Maximum RMS Voltage	V _{RMS}	35	70	140	280	420	560	700	Volts
Maximum DC Blocking Voltage	V _{DC}	50	100	200	400	600	800	1000	Volts
Minimum Avalanche Breakdown Voltage at 100 μA	V _{BO(min.)}	100	150	250	450	700	900	1100	Volts
Maximum Avalanche Breakdown Voltage at 100 μA	V _{BO(max.)}	550	600	700	900	1150	1350	1550	Volts
Maximum Average Forward Current T _c = 50 °C	I _{F(AV)}	50							Amps.
Peak Forward Surge Current Single half sine wave Superimposed on rated load (JEDEC Method)	I _{FSM}	400							Amps.
Rating for fusing at (t < 8.3 ms.)	I ² t	660							A ² S
Maximum Forward Voltage per Diode at I _F = 25 Amps.	V _F	1.1							Volts
Maximum DC Reverse Current T _a = 25 °C at Rated DC Blocking Voltage T _a = 100 °C	I _R	10							μA
	I _{R(H)}	200							μA
Typical Thermal Resistance (Note 1)	R _{θJC}	1							°C/W
Operating Junction Temperature Range	T _J	- 50 to + 150							°C
Storage Temperature Range	T _{STG}	- 50 to + 150							°C

Notes :

1) Thermal resistance from junction to case with units mounted on heatsink.

RATING AND CHARACTERISTIC CURVES (ABR5000 - ABR5010)

FIG.1 - DERATING CURVE FOR OUTPUT RECTIFIED CURRENT

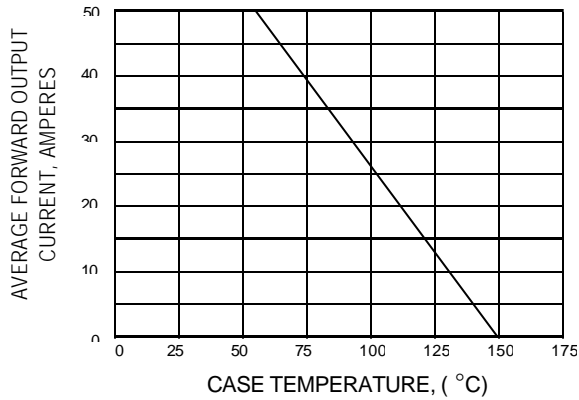


FIG.2 - MAXIMUM NON-REPETITIVE PEAK FORWARD SURGE CURRENT

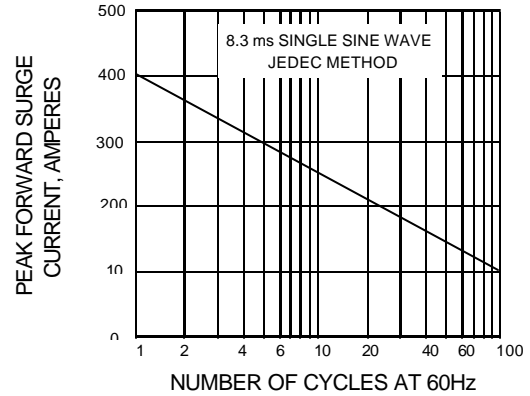


FIG.3 - TYPICAL FORWARD CHARACTERISTICS PER DIODE

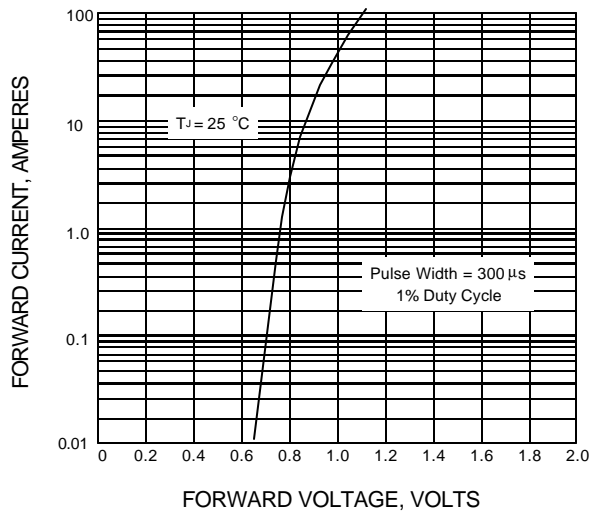


FIG.4 - TYPICAL REVERSE CHARACTERISTICS

