



Micro Commercial Components
 21201 Itasca Street Chatsworth
 CA 91311
 Phone: (818) 701-4933
 Fax: (818) 701-4939

RL251GP THRU RL257GP

2.5 Amp Glass Passivated Rectifier 50-1000 Volts

Features

- Plastic package has Underwriters Laboratory Flammability Classification 94V-0 utilizing Flame retardant epoxy molding compound
- 2.5 ampere operation at $T_A=55^\circ\text{C}$ with no thermal runaway
- Glass passivated junction in R-3 package

Maximum Ratings

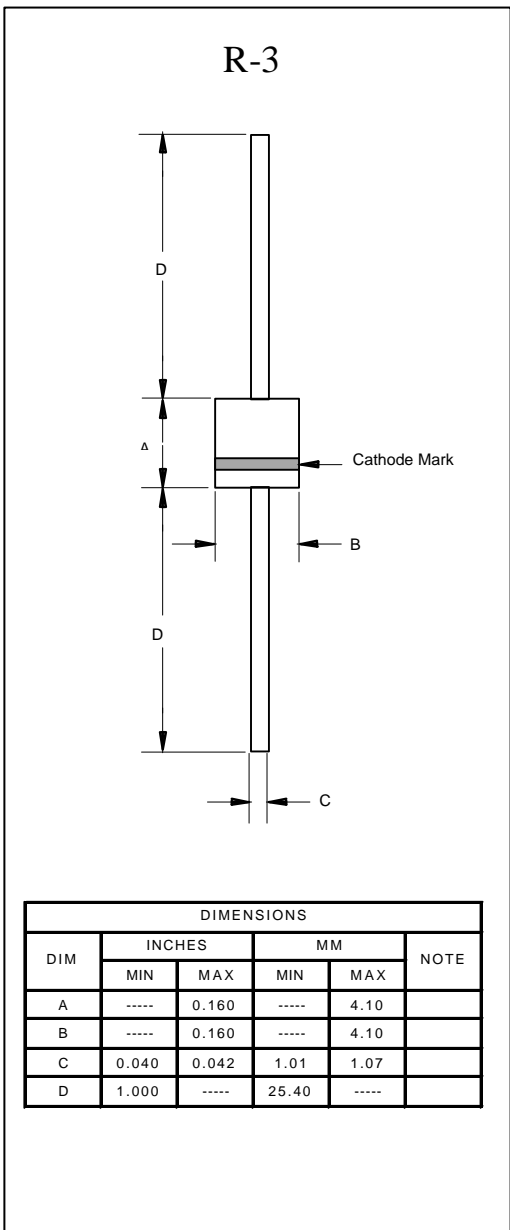
- Operating Temperature: -55°C to $+150^\circ\text{C}$
- Storage Temperature: -55°C to $+150^\circ\text{C}$
- Maximum Thermal Resistance; 25°C/W Junction To Lead

MCC Catalog Number	Device Marking	Maximum Recurrent Peak Reverse Voltage	Maximum RMS Voltage	Maximum DC Blocking Voltage
RL251GP	---	50V	35V	50V
RL252GP	---	100V	70V	100V
RL253GP	---	200V	140V	200V
RL254GP	---	400V	280V	400V
RL255GP	---	600V	420V	600V
RL256GP	---	800V	560V	800V
RL257GP	---	1000V	700V	1000V

Electrical Characteristics @ 25°C Unless Otherwise Specified

Average Forward Current	$I_{F(AV)}$	2.5A	$T_A=55^\circ\text{C}$
Peak Forward Surge Current	I_{FSM}	70A	8.3mS Sina half
Maximum Instantaneous Forward Voltage	V_F	1.1V	$T_A=25^\circ\text{C}$, $I_F=2.5\text{A}$
Maximum DC Reverse Current At Rated DC Blocking Voltage	I_R	5.0uA 50uA	$T_A=25^\circ\text{C}$ $T_A=100^\circ\text{C}$
Typical Junction Capacitance	C_J	40pF	Measured at 1.0MHz; $V_R=4.0\text{V}$

*Pulse test: Pulse width 300 sec, Duty cycle 1%



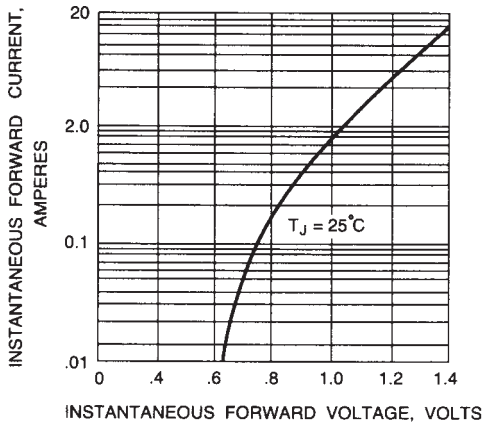


Fig. 1 - TYPICAL FORWARD CHARACTERISTICS

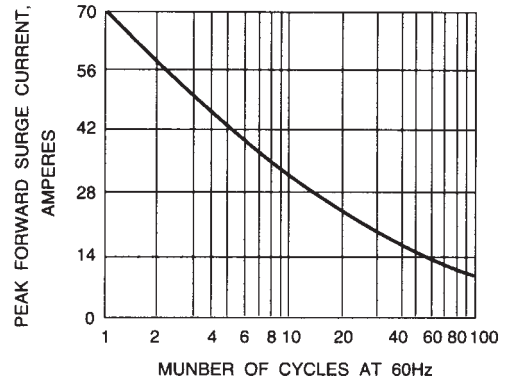


Fig. 2 - PEAK FORWARD SURGE CURRENT

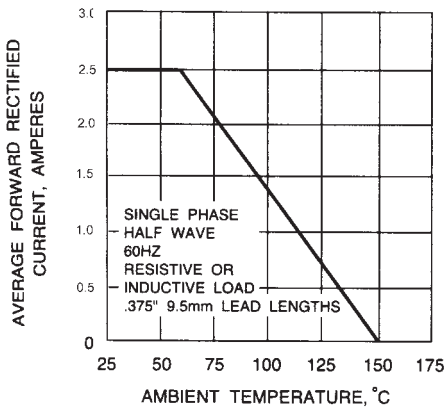


Fig. 3 - FORWARD CURRENT DERATING CURVE

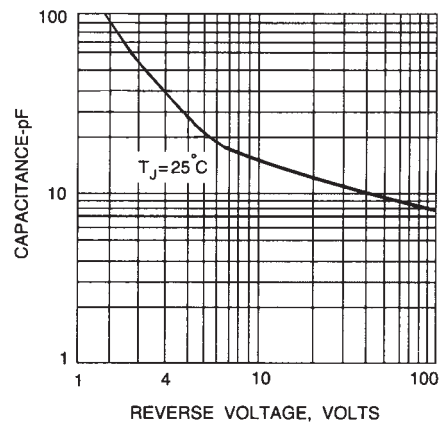


Fig. 4 - TYPICAL JUNCTION CAPACITANCE