



Micro Commercial Components
 21201 Itasca Street Chatsworth
 CA 91311
 Phone: (818) 701-4933
 Fax: (818) 701-4939

R1200F THRU R2000F

Features

- Low Cost
- Low Leakage
- Low Forward Voltage Drop
- High Current Capability
- High Voltage
- Fast Switching For Higher Efficiency

Maximum Ratings

- Operating Temperature: -55°C to +150°C
- Storage Temperature: -55°C to +150°C

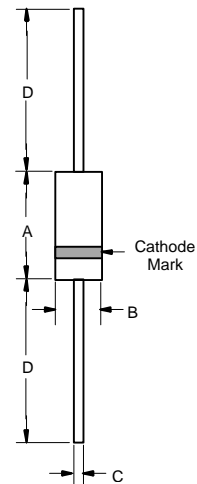
MCC Catalog Number	Device Marking	Maximum Recurrent Peak Reverse Voltage	Maximum RMS Voltage	Maximum DC Blocking Voltage
R1200F	---	1200V	840V	1200V
R1500F	---	1500V	1050V	1500V
R1800F	---	1800V	1260V	1800V
R2000F	---	2000V	1400V	2000V

Electrical Characteristics @ 25°C Unless Otherwise Specified

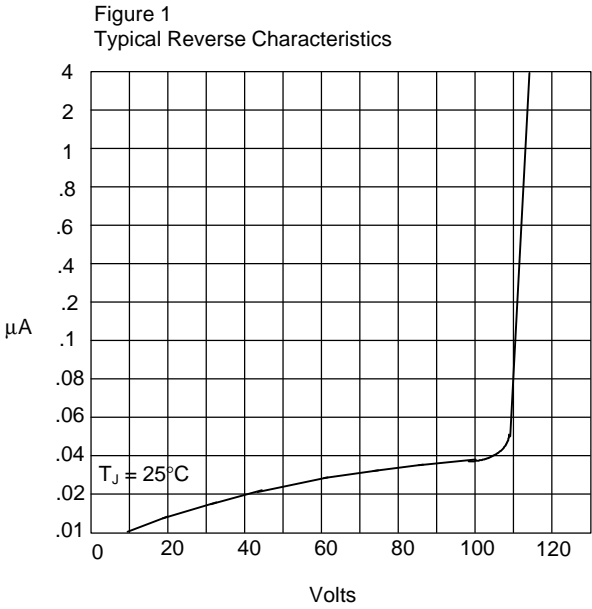
Average Forward Current	$I_{F(AV)}$	500mA	$T_A = 50^\circ\text{C}$
Peak Forward Surge Current	I_{FSM}	30A	8.3ms, half sine
Maximum Instantaneous Forward Voltage R1200F-R1800F R2000F	V_F	2.4V 3.0V	$I_{FM} = 0.5A;$ $T_A = 50^\circ\text{C}$
Maximum DC Reverse Current At Rated DC Blocking Voltage	I_R	5.0μA 50μA	$T_A = 25^\circ\text{C}$ $T_A = 100^\circ\text{C}$
Typical Junction Capacitance	C_J	30pF	Measured at 1.0MHz, $V_R=4.0V$
Maximum Reverse Recovery Time	T_{rr}	500nS	

500 Milliamp High Voltage Fast Recovery Silicon Rectifier 1200 to 2000 Volts

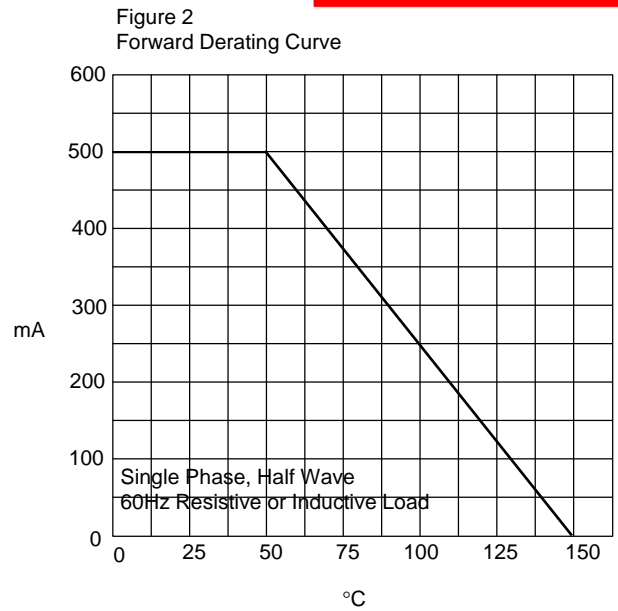
DO-41



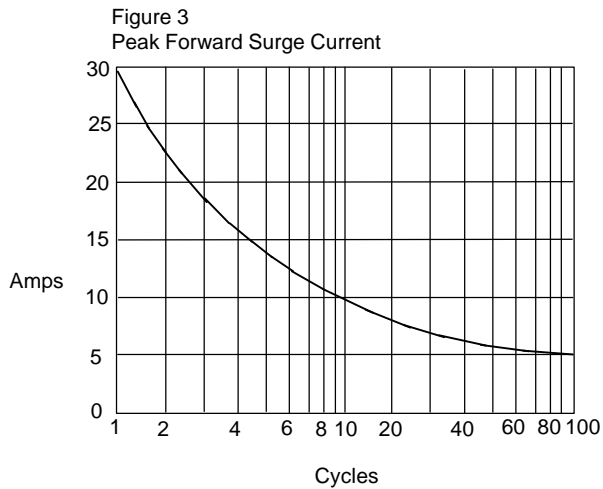
DIM	DIMENSIONS				NOTE
	INCHES		MM		
A	.166	.205	4.10	5.20	
B	.080	.107	2.00	2.70	
C	.028	.034	.70	.90	
D	1.000	---	25.40	---	



Instantaneous Reverse Current - Micro Amperes versus Percent Of Rated Peak Reverse Voltage - Volts



Average Forward Rectified Current - Amperes versus Ambient Temperature - °C



Peak Forward Surge Current - Amperes versus Number Of Cycles At 60Hz - Cycles