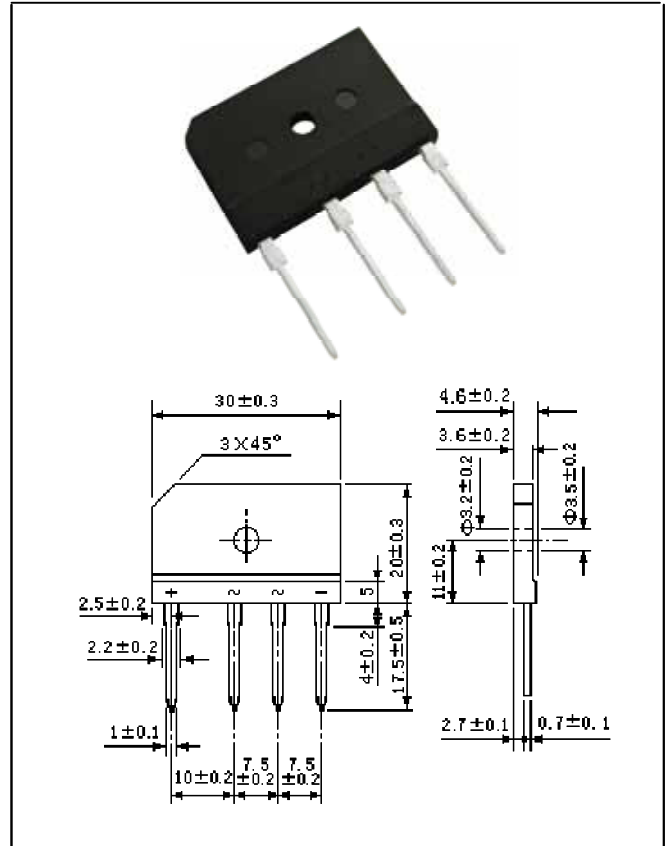


D25SB10(RBV2502S) Thru D25SB100(RBV2507S)

FEATURES

- Plastic Package has Underwriters Laboratory Flammability Classification 94V-0
- This series is UL listed under the Recognized Component index, file number E231047
- Single-in-line package
- High current capacity with small package
- Superior thermal conductivity
- High temperature soldering guaranteed:
260°C/10 seconds
- High I_{FSM}



Maximum Ratings & Thermal Characteristics Ratings at 25°C ambient temperature unless otherwise specified.

Parameter Symbol	Symbol	D25SB10	D25SB20	D25SB40	D25SB60	D25SB80	D25SB100	Unit
		RBV2502S	RBV2503S	RBV2504S	RBV2505S	RBV2506S	RBV2507S	
Maximum repetitive voltage	V_{RM}	100	200	400	600	800	1000	V
Maximum DC reverse current at rated DC blocking voltage	I_R	5						μA
Average rectified forward current 60Hz Sine wave Resistance load with heat sink $T_c=100^\circ C$	I_o	25						A
Peak forward surge current 8.3ms single half sine-wave superimposed on rated load	I_{FSM}	350						A
Dielectric strength Terminals to case, AC 1 minute Current 1mA	V_{dia}	2.5						KV
Max instantaneous forward voltage at 12.5A	V_F	1.1						V
Operating junction temperature	T_J	150						$^\circ C$
Storage temperature	T_{stg}	-40~150						$^\circ C$

D25SB10(RBV2502S) Thru D25SB100(RBV2507S)

Fig.1 Derating Curve

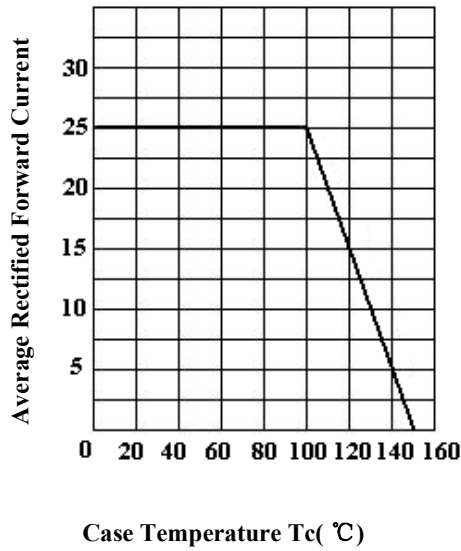


Fig.2 Peak Surge Forward capability

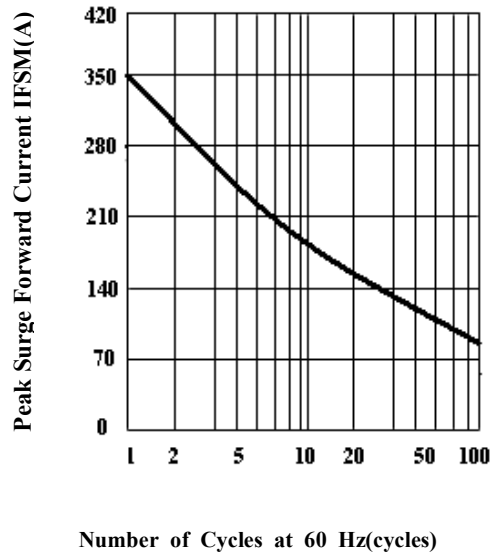


Fig.3 Typical Reverse Characteristics

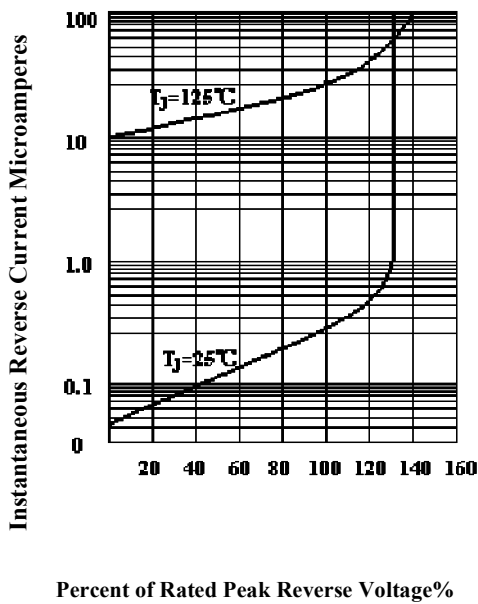


Fig.4 Forward Voltage

