

TOSHIBA TRANSISTOR SILICON NPN EPITAXIAL TYPE (PCT PROCESS)

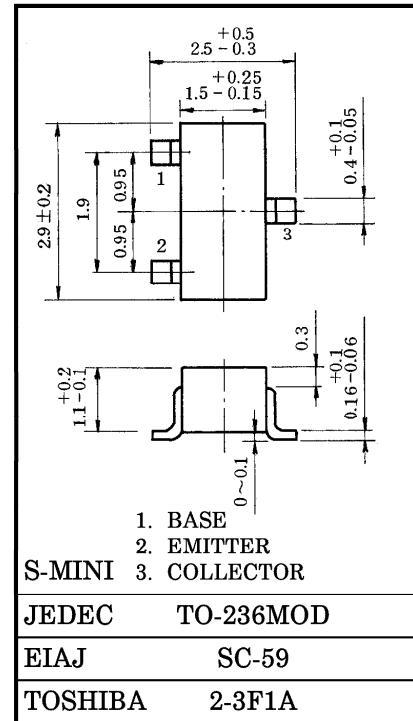
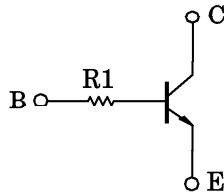
RN1441, RN1442, RN1443, RN1444

Unit in mm

MUTING AND SWITCHING APPLICATIONS

- High Emitter-Base Voltage : $V_{EBO} = 25V$ (Min.)
- High Reverse h_{FE}
: Reverse $h_{FE} = 150$ (Typ.) ($V_{CE} = -2V, I_C = -4mA$)
- Low On Resistance : $R_{ON} = 1\Omega$ (Typ.) ($I_B = 5mA$)
- With Built-in Bias Resistors
- Simplify Circuit Design
- Reduce a Quantity of Parts and Manufacturing Process

EQUIVALENT CIRCUIT



MAXIMUM RATINGS ($T_a = 25^\circ C$)

CHARACTERISTIC	SYMBOL	RATING	UNIT
Collector-Base Voltage	V_{CBO}	50	V
Collector-Emitter Voltage	V_{CEO}	20	V
Emitter-Base Voltage	V_{EBO}	25	V
Collector Current	I_C	300	mA
Collector Power Dissipation	P_C	200	mW
Junction Temperature	T_j	150	$^\circ C$
Storage Temperature Range	T_{stg}	-55~150	$^\circ C$

MARKING Weight : 0.012g

TYPE NAME	h_{FE} Classification	
	A	B
RN1441	KA	KB
RN1442	LA	LB
RN1443	NA	NB
RN1444	CA	CB

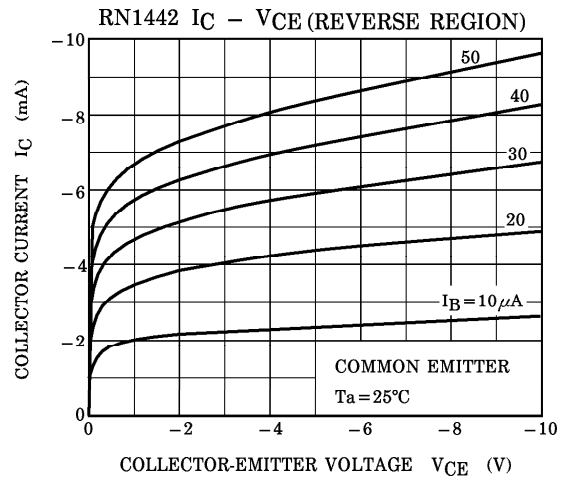
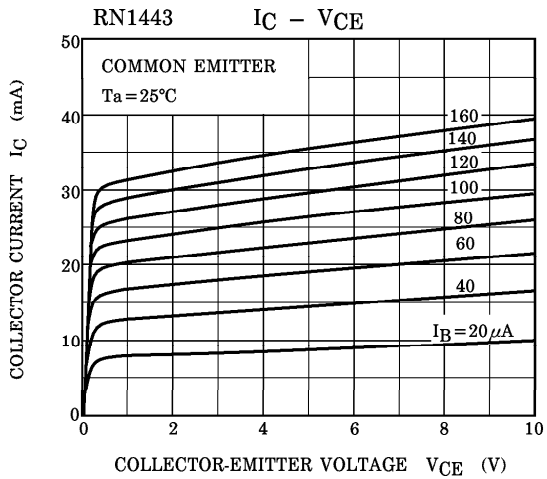
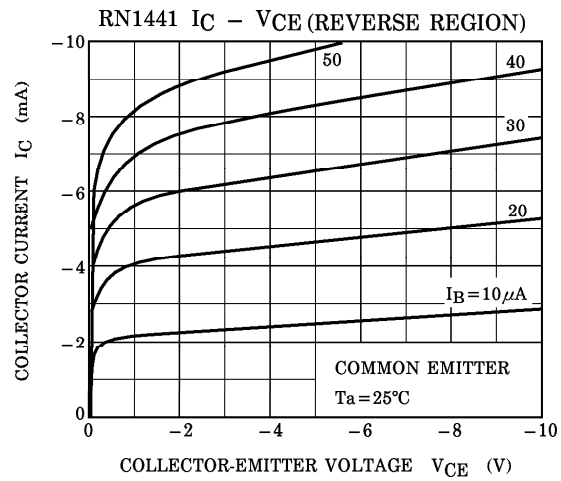
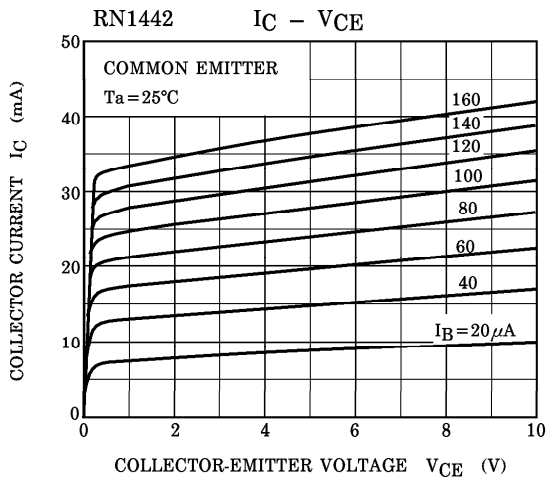
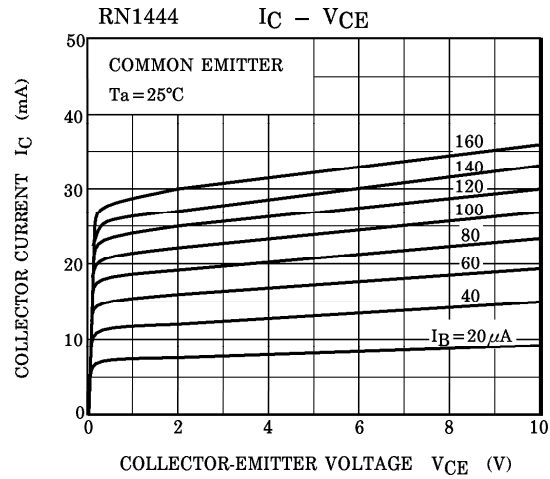
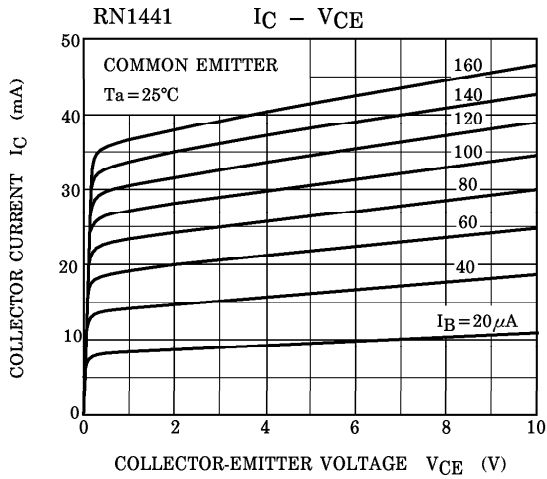
ELECTRICAL CHARACTERISTICS ($T_a = 25^\circ C$)

CHARACTERISTIC	SYMBOL	TEST CONDITION	MIN.	TYP.	MAX.	UNIT	
Collector Cut-off Current	I_{CBO}	$V_{CB} = 50V, I_E = 0$	—	—	0.1	μA	
Emitter Cut-off Current	I_{EBO}	$V_{EB} = 25V, I_C = 0$	—	—	0.1	μA	
DC Current Gain	$h_{FE}(\text{Note})$	$V_{CE} = 2V, I_C = 4mA$	200	—	1200		
Collector-Emitter Saturation Voltage	$V_{CE(sat)}$	$I_C = 30mA, I_B = 3mA$	—	—	0.1	V	
Transition Frequency	f_T	$V_{CE} = 6V, I_C = 4mA$	—	30	—	MHz	
Collector Output Capacitance	C_{ob}	$V_{CB} = 10V, I_E = 0, f = 1MHz$	—	4.8	—	pF	
Input Resistor	RN1441	R1	—	3.9	5.6	7.3	k Ω
	RN1442			7	10	13	
	RN1443			15.4	22	28.6	
	RN1444			1.54	2.2	2.86	

Note : h_{FE} Classification A : 200~700 B : 350~1200

961001EAA2

● TOSHIBA is continually working to improve the quality and the reliability of its products. Nevertheless, semiconductor devices in general can malfunction or fail due to their inherent electrical sensitivity and vulnerability to physical stress. It is the responsibility of the buyer, when utilizing TOSHIBA products, to observe standards of safety, and to avoid situations in which a malfunction or failure of a TOSHIBA product could cause loss of human life, bodily injury or damage to property. In developing your designs, please ensure that TOSHIBA products are used within specified operating ranges as set forth in the most recent products specifications. Also, please keep in mind the precautions and conditions set forth in the TOSHIBA Semiconductor Reliability Handbook.



961001EAA2'

● The information contained herein is presented only as a guide for the applications of our products. No responsibility is assumed by TOSHIBA CORPORATION for any infringements of intellectual property or other rights of the third parties which may result from its use. No license is granted by implication or otherwise under any intellectual property or other rights of TOSHIBA CORPORATION or others.
 ● The information contained herein is subject to change without notice.

