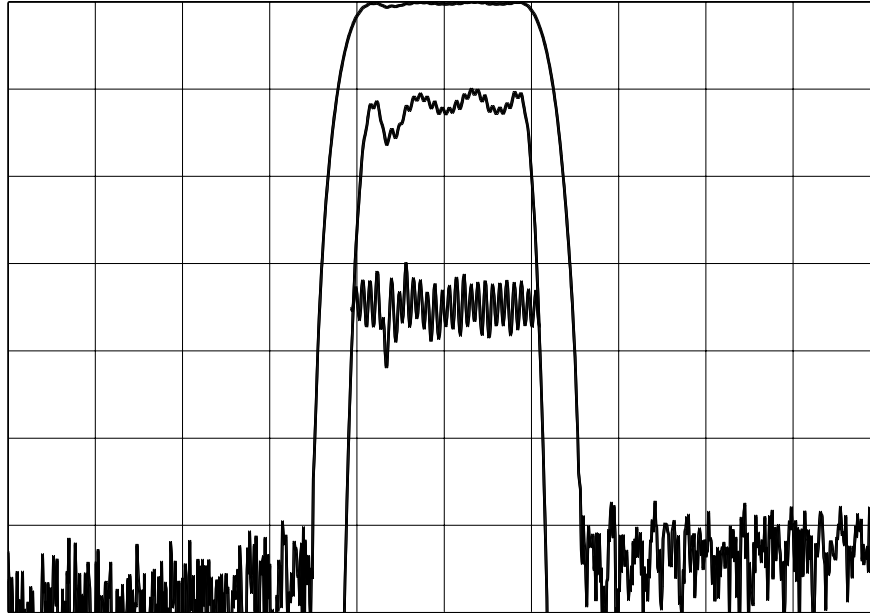


TYPICAL PERFORMANCE



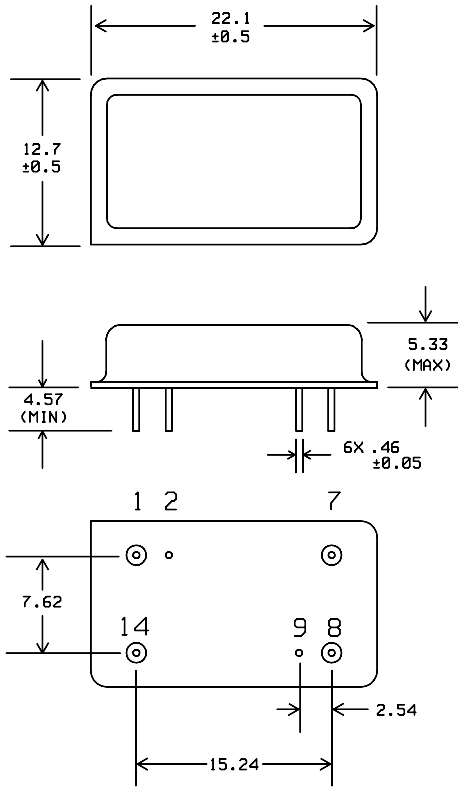
Horizontal: 2 MHz/div Vertical (from top): Magnitude 10 dB/div
 Magnitude 1 dB/div
 Group Delay 100 ns./div

SPECIFICATION

Parameter	Min.	Typ.	Max.	Units.
Center Frequency (Fc) ¹	69.91	70.0	70.09	MHz
Insertion Loss at Fc		21.5	25	dB
1 dB Bandwidth	3.7	3.8		MHz
3 dB Bandwidth	4.0	4.2		MHz
40 dB Bandwidth		5.8	6.1	MHz
Passband Ripple		0.4	0.8	dB p-p
Phase Ripple		3	6	deg p-p
Group Delay Ripple		80	130	ns p-p
Absolute Delay		3		us
Ultimate Rejection	50	60		dB
Substrate Material	112 Lithium Tantalate			
Ambient Temperature		25		° C

Notes:
 1: Mean Value of 3 dB points

PACKAGE OUTLINE

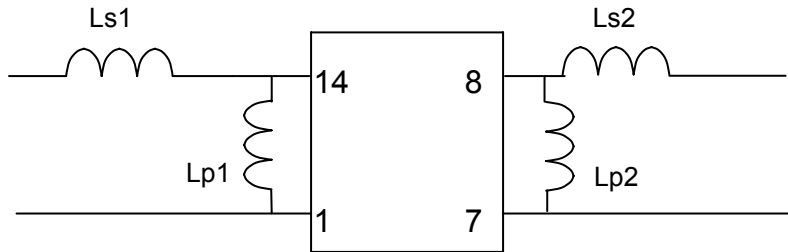


Units: mm

Pin Configuration:

Input: 14
 Input Return: 1
 Output: 8
 Output Return: 7
 Ground: 2, 9

MATCHING CIRCUIT



Component values:

Lp1 = 270 nH Ls1 = 168 nH (Minimum Q = 45)
 Lp2 = 270 nH Ls2 = 168 nH

Notes

- 1: Recommend use of 2% tolerance components.
- 2: Optimum Values depend on board layout. Values intended as guide only.

