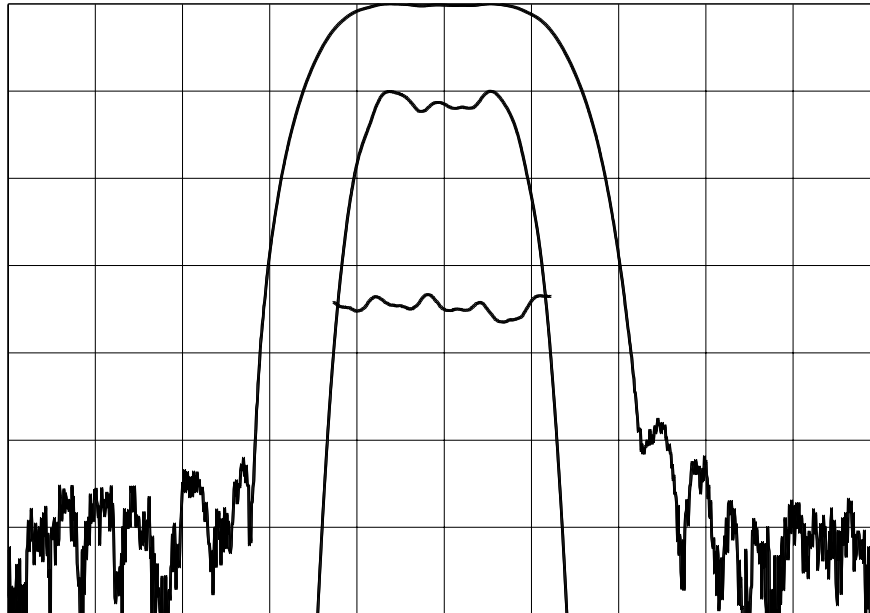


**TYPICAL PERFORMANCE**



Horizontal: 0.5 MHz/div    Vertical (from top):    Magnitude    10 dB/div  
 Magnitude    1 dB/div  
 Phase    5 deg/div

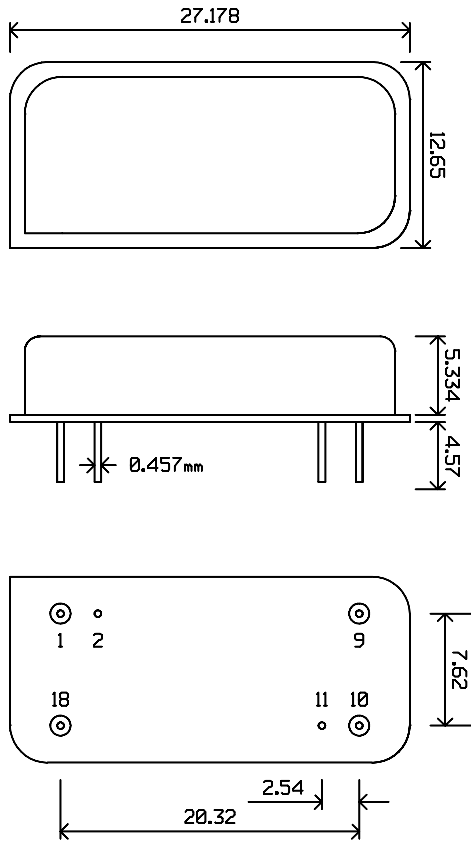
**SPECIFICATION**

Parameter	Min.	Typ.	Max.	Units.
Center Frequency ( Fc ) <sup>1</sup>	69.93	70.00	70.07	MHz
Insertion Loss at Fc		21.5	24	dB
1 dB Bandwidth	0.9	1.05		MHz
3 dB Bandwidth	1.0	1.26		MHz
40 dB Bandwidth		2.12	2.3	MHz
Passband Ripple		0.3	0.5	dB
Phase Ripple		2	4	deg p-p
Group Delay Ripple		80	150	ns p-p
Absolute Delay		3.25		us
Ultimate Rejection	50	55		dB
Substrate Material		Quartz		
Ambient Temperature		25		° C

Notes:

1: Mean Value of 3 dB points

**PACKAGE OUTLINE**

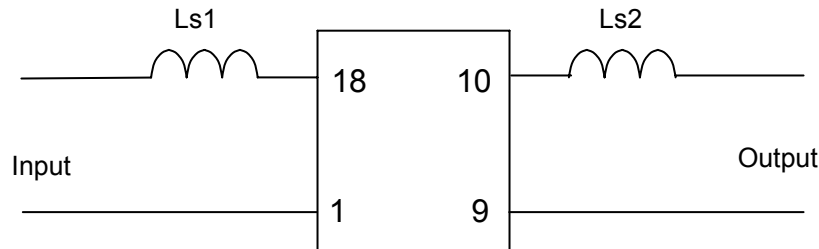


**Units:** mm

**Pin Configuration:**

Input: 18  
Input Return: 1  
Output: 10  
Output Return: 9  
Ground: 2, 11

**MATCHING CIRCUIT**



Component values:

Ls1 = 220 nH  
Ls2 = 220 nH

(Minimum Q = 45)

**Notes**

1. Recommend use of 2% tolerance components.
- 2: Optimum Values depend on board layout. Values intended as guide only.

