

Triacs

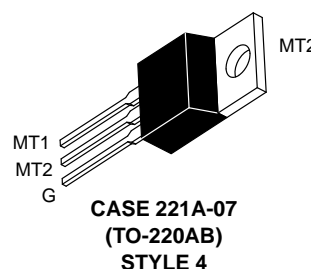
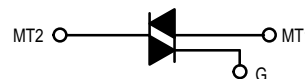
Silicon Bidirectional 40 Amperes RMS Triode Thyristors

... designed primarily for full-wave ac control applications such as lighting systems, heater controls, motor controls and power supplies.

- Blocking Voltage to 800 Volts
- All Diffused and Glass-Passivated Junctions for Parameter Uniformity and Stability
- Gate Triggering Guaranteed in Four Modes

MAC224A Series

TRIACs
40 AMPERES RMS
200 thru 800 VOLTS



MAXIMUM RATINGS ($T_J = 25^\circ\text{C}$ unless otherwise noted.)

Rating	Symbol	Value	Unit
Peak Repetitive Off-State Voltage ⁽¹⁾ ($T_J = -40$ to 125°C , 1/2 Sine Wave 50 to 60 Hz, Gate Open)	V_{DRM}		Volts
		MAC224A4 MAC224A6 MAC224A8 MAC224A10	200 400 600 800
On-State RMS Current ($T_C = 75^\circ\text{C}$) ⁽²⁾ (Full Cycle Sine Wave 50 to 60 Hz)	$I_{\text{T(RMS)}}$	40	Amps
Peak Non-repetitive Surge Current (One Full Cycle, 60 Hz, $T_J = 125^\circ\text{C}$)	I_{TSM}	350	Amps
Circuit Fusing ($t = 8.3$ ms)	I^2t	500	A^2s
Peak Gate Current ($t \leq 2$ μs)	I_{GM}	± 2	Amps
Peak Gate Voltage ($t \leq 2$ μs)	V_{GM}	± 10	Volts
Peak Gate Power ($t \leq 2$ μs)	P_{GM}	20	Watts
Average Gate Power ($T_C = 75^\circ\text{C}$, $t \leq 8.3$ ms)	$P_{\text{G(AV)}}$	0.5	Watts
Operating Junction Temperature Range	T_J	-40 to 125	$^\circ\text{C}$
Storage Temperature Range	T_{stg}	-40 to 150	$^\circ\text{C}$
Mounting Torque	—	8	in. lb.

1. V_{DRM} for all types can be applied on a continuous basis. Blocking voltages shall not be tested with a constant current source (cont.) such that the voltage ratings of the devices are exceeded.
2. This device is rated for use in applications subject to high surge conditions. Care must be taken to insure proper heat sinking when the device is to be used at high sustained currents. (See Figure 1 for maximum case temperatures.)

MAC224A Series

THERMAL CHARACTERISTICS

Characteristic	Symbol	Max	Unit
Thermal Resistance, Junction to Case	$R_{\theta JC}$	1	$^{\circ}C/W$
Thermal Resistance, Junction to Ambient	$R_{\theta JA}$	60	$^{\circ}C/W$

ELECTRICAL CHARACTERISTICS ($T_C = 25^{\circ}C$ and either polarity of MT2 to MT1 voltage unless otherwise noted.)

Characteristic	Symbol	Min	Typ	Max	Unit
Peak Blocking Current (Rated V_{DRM} , Gate Open) $T_J = 25^{\circ}C$ $T_J = 125^{\circ}C$	I_{DRM}	— —	— —	10 2	μA mA
Peak On-State Voltage ($I_{TM} = 56$ A Peak, Pulse Width ≤ 2 ms, Duty Cycle $\leq 2\%$)	V_{TM}	—	1.4	1.85	Volts
Gate Trigger Current (Continuous dc) ($V_D = 12$ V, $R_L = 100 \Omega$) MT2(+), G(+); MT2(+), G(-); MT2(+), G(-) MT2(-), G(+)	I_{GT}	— —	25 40	50 75	mA
Gate Trigger Voltage (Continuous dc) ($V_D = 12$ V, $R_L = 100 \Omega$) MT2(+), G(+); MT2(-), G(-); MT(+), G(-) MT2(-), G(+)	V_{GT}	— —	1.1 1.3	2 2.5	Volts
Gate Non-Trigger Voltage ($V_D =$ Rated V_{DRM} , $T_J = 125^{\circ}C$, $R_L = 10$ k) MT2(+), G(+); MT2(-), G(-); MT(+), G(-) MT2(-), G(+)	V_{GD}	0.2 0.2	— —	— —	Volts
Holding Current ($V_D = 12$ Vdc, Gate Open)	I_H	—	30	75	mA
Gate Controlled Turn-On Time ($V_D =$ Rated V_{DRM} , $I_{TM} = 56$ A Peak, $I_G = 200$ mA)	t_{gt}	—	1.5	—	μs
Critical Rate of Rise of Off-State Voltage ($V_D =$ Rated V_{DRM} , Exponential Waveform, $T_C = 125^{\circ}C$)	dv/dt	—	50	—	V/ μs
Critical Rate of Rise of Commutation Voltage ($V_D =$ Rated V_{DRM} , $I_{TM} = 56$ A Peak, Commutating di/dt = 20.2 A/ms, Gate Unenergized, $T_C = 75^{\circ}C$)	dv/dt(c)	—	5	—	V/ μs

FIGURE 1 – RMS CURRENT DERATING

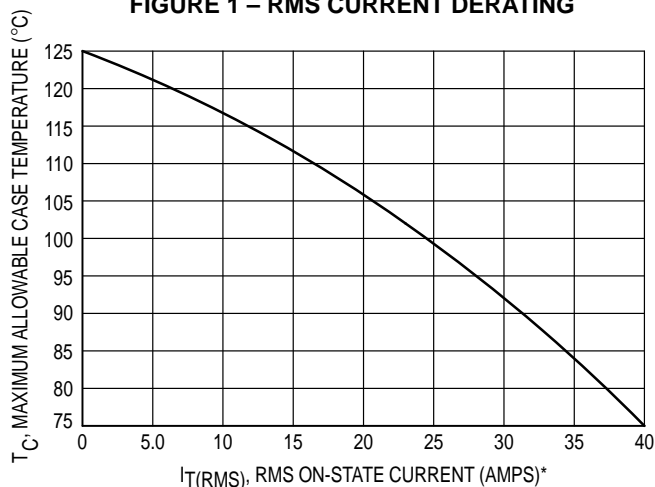
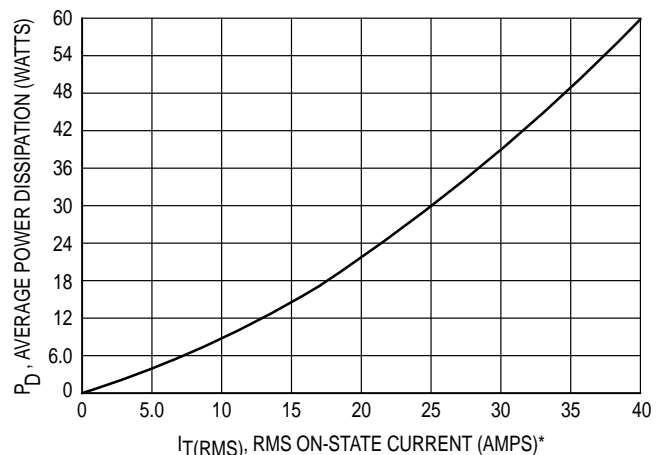


FIGURE 2 – ON-STATE POWER DISSIPATION



*This device is rated for use in applications subject to high surge conditions. Care must be taken to insure proper heat sinking when the device is to be used at high sustained currents.

FIGURE 3 – GATE TRIGGER CURRENT

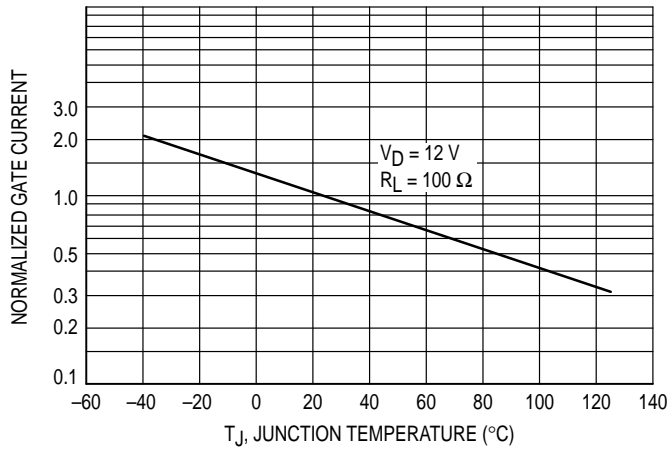


FIGURE 4 – GATE TRIGGER VOLTAGE

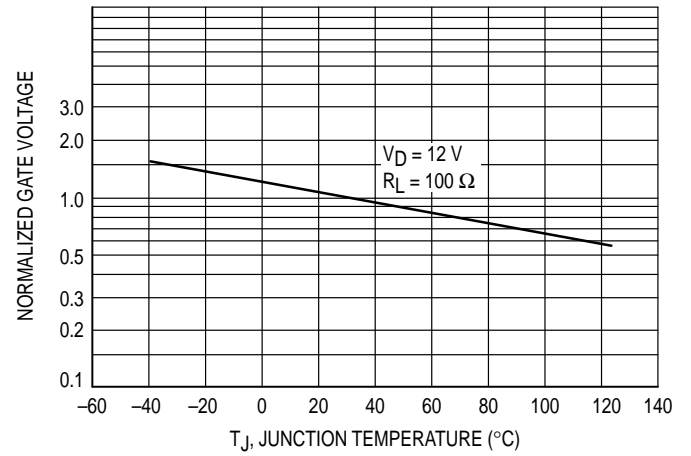


FIGURE 5 – HOLDING CURRENT

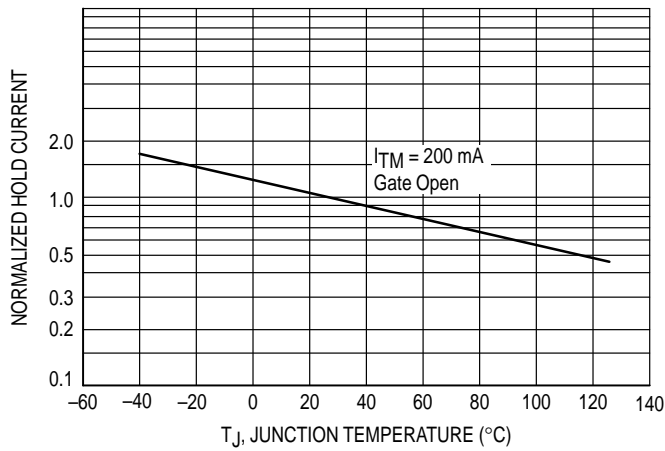


FIGURE 6 – TYPICAL ON-STATE CHARACTERISTICS

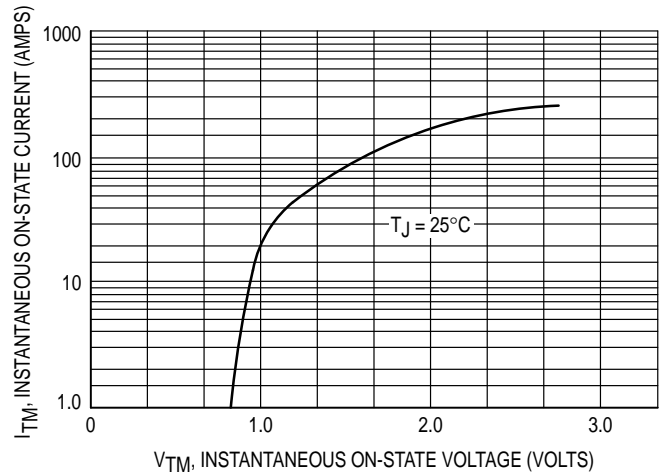
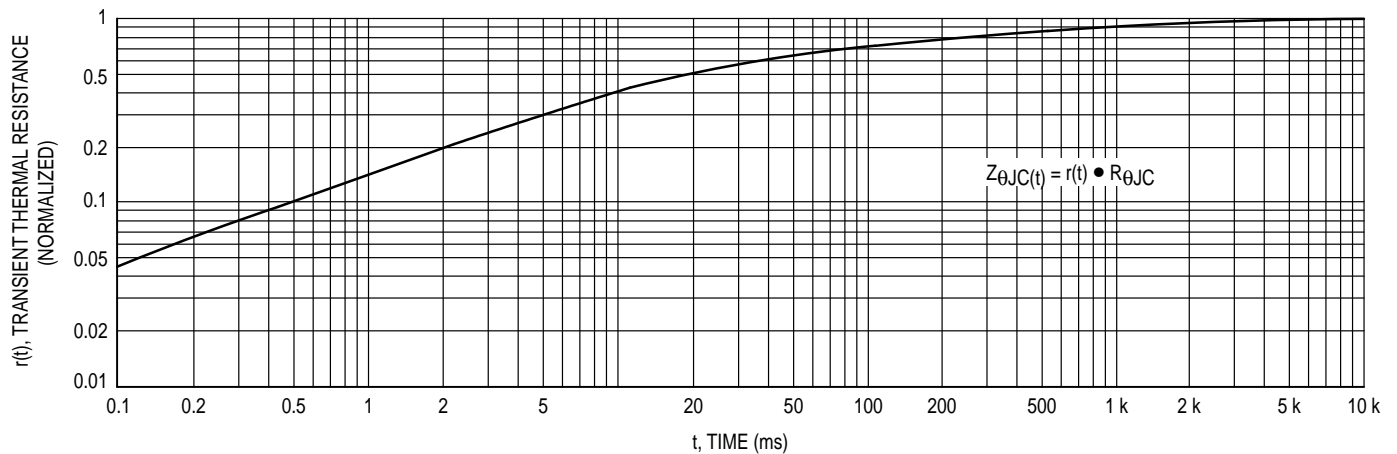
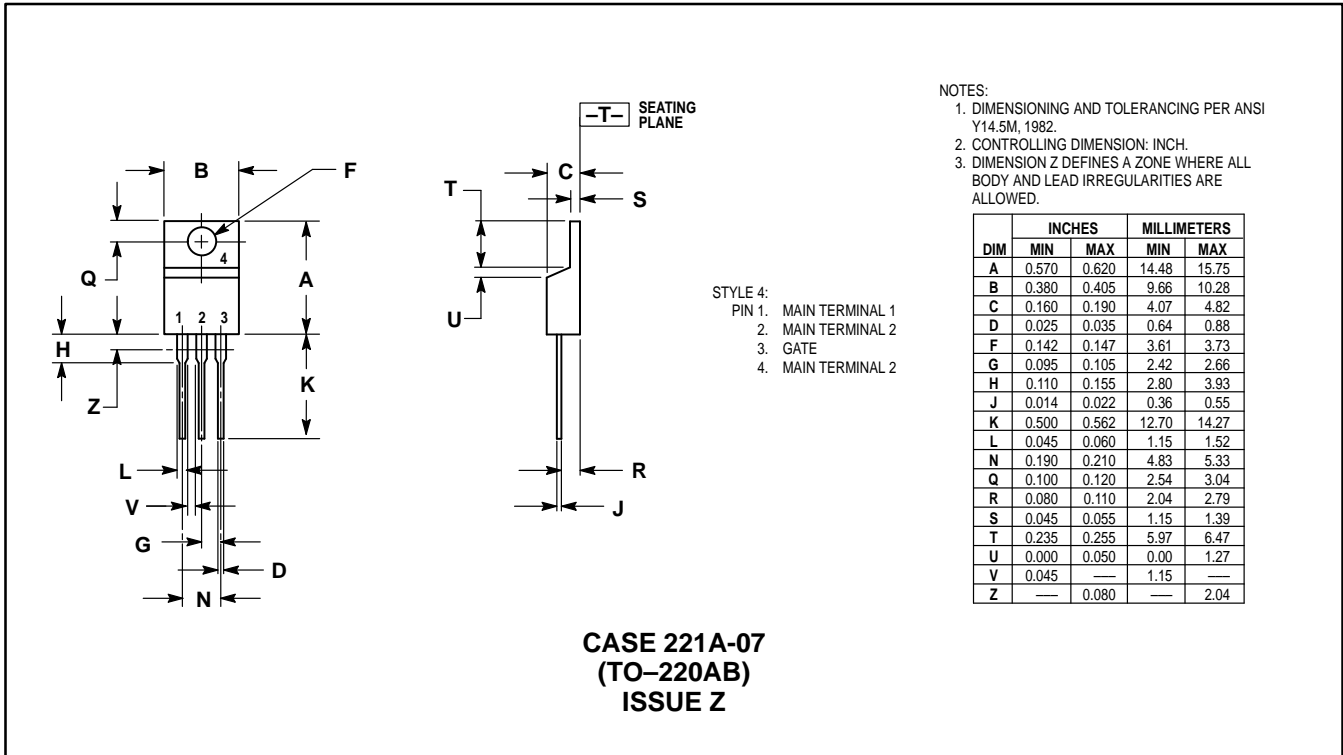


FIGURE 7 – THERMAL RESPONSE



PACKAGE DIMENSIONS



Motorola reserves the right to make changes without further notice to any products herein. Motorola makes no warranty, representation or guarantee regarding the suitability of its products for any particular purpose, nor does Motorola assume any liability arising out of the application or use of any product or circuit, and specifically disclaims any and all liability, including without limitation consequential or incidental damages. "Typical" parameters which may be provided in Motorola data sheets and/or specifications can and do vary in different applications and actual performance may vary over time. All operating parameters, including "Typicals" must be validated for each customer application by customer's technical experts. Motorola does not convey any license under its patent rights nor the rights of others. Motorola products are not designed, intended, or authorized for use as components in systems intended for surgical implant into the body, or other applications intended to support or sustain life, or for any other application in which the failure of the Motorola product could create a situation where personal injury or death may occur. Should Buyer purchase or use Motorola products for any such unintended or unauthorized application, Buyer shall indemnify and hold Motorola and its officers, employees, subsidiaries, affiliates, and distributors harmless against all claims, costs, damages, and expenses, and reasonable attorney fees arising out of, directly or indirectly, any claim of personal injury or death associated with such unintended or unauthorized use, even if such claim alleges that Motorola was negligent regarding the design or manufacture of the part. Motorola and are registered trademarks of Motorola, Inc. Motorola, Inc. is an Equal Opportunity/Affirmative Action Employer.

Mfax is a trademark of Motorola, Inc.

How to reach us:

USA/EUROPE/Locations Not Listed: Motorola Literature Distribution;
 P.O. Box 5405, Denver, Colorado 80217. 1-303-675-2140 or 1-800-441-2447

JAPAN: Motorola Japan Ltd.; SPD, Strategic Planning Office, 141,
 4-32-1 Nishi-Gotanda, Shinagawa-ku, Tokyo, Japan. 81-3-5487-8488

Customer Focus Center: 1-800-521-6274

Mfax™: RMFAX0@email.sps.mot.com – TOUCHTONE 1-602-244-6609
 Motorola Fax Back System – US & Canada ONLY 1-800-774-1848
 – http://sps.motorola.com/mfax/

ASIA/PACIFIC: Motorola Semiconductors H.K. Ltd.; Silicon Harbour Centre,
 2, Dai King Street, Tai Po Industrial Estate, Tai Po, N.T., Hong Kong.
 852-26629298

HOME PAGE: http://motorola.com/sps/

