





Preci-Dip "Very low / Ultra low profile" sockets have specially designed contacts for reduced socket height above PCB

Insertion characteristics:  
4-finger standard (very low)  
4-finger short (ultra low)



Platings	Sleeve 	Clip 	Pin 
91	5 µm Sn Pb	0.25 µm Au	
93	5 µm Sn Pb	0.75 µm Au	
97	5 µm Sn Pb	Goldflash	
99	5 µm Sn Pb	5 µm Sn Pb	

#### Ordering information

For standard version (ultra low) (Fig. 1) see table

#### Option:

Very low version (Fig. 2) is optional; change suffix 003 to 001. Insulator body dimensions see page 50 Fig. 1 to 28. Same number of poles as standard series 110.

No. of poles	Order Codes					Insulator dimensions	Insulator dimensions		
	Plating 91	Plating 93 <b>B</b>	Plating 97	Plating 99 <b>B</b>	See page 51		A	B	C
6	115-91-306-41-003	115-93-306-41-003	115-97-306-41-003	115-99-306-41-003	Fig. 50	7.6	7.62	10.1	
8	115-91-308-41-003	115-93-308-41-003	115-97-308-41-003	115-99-308-41-003	Fig. 51	10.1	7.62	10.1	
10	115-91-310-41-003	115-93-310-41-003	115-97-310-41-003	115-99-310-41-003	Fig. 51a	12.6	7.62	10.1	
14	115-91-314-41-003	115-93-314-41-003	115-97-314-41-003	115-99-314-41-003	Fig. 52	17.7	7.62	10.1	
16	115-91-316-41-003	115-93-316-41-003	115-97-316-41-003	115-99-316-41-003	Fig. 53	20.3	7.62	10.1	
18	115-91-318-41-003	115-93-318-41-003	115-97-318-41-003	115-99-318-41-003	Fig. 54	22.8	7.62	10.1	
20	115-91-320-41-003	115-93-320-41-003	115-97-320-41-003	115-99-320-41-003	Fig. 55	25.3	7.62	10.1	
22	115-91-322-41-003	115-93-322-41-003	115-97-322-41-003	115-99-322-41-003	Fig. 56	27.8	7.62	10.1	
24	115-91-324-41-003	115-93-324-41-003	115-97-324-41-003	115-99-324-41-003	Fig. 57	30.4	7.62	10.1	
28	115-91-328-41-003	115-93-328-41-003	115-97-328-41-003	115-99-328-41-003	Fig. 58	35.5	7.62	10.1	
20	115-91-420-41-003	115-93-420-41-003	115-97-420-41-003	115-99-420-41-003	Fig. 59				
22	115-91-422-41-003	115-93-422-41-003	115-97-422-41-003	115-99-422-41-003	Fig. 60	27.8	10.16	12.6	
24	115-91-424-41-003	115-93-424-41-003	115-97-424-41-003	115-99-424-41-003	Fig. 61	30.4	10.16	12.6	
28	115-91-428-41-003	115-93-428-41-003	115-97-428-41-003	115-99-428-41-003	Fig. 62	35.5	10.16	12.6	
24	115-91-624-41-003	115-93-624-41-003	115-97-624-41-003	115-99-624-41-003	Fig. 63	30.4	15.24	17.7	
28	115-91-628-41-003	115-93-628-41-003	115-97-628-41-003	115-99-628-41-003	Fig. 64	35.5	15.24	17.7	
32	115-91-632-41-003	115-93-632-41-003	115-97-632-41-003	115-99-632-41-003	Fig. 65	40.6	15.24	17.7	
36	115-91-636-41-003	115-93-636-41-003	115-97-636-41-003	115-99-636-41-003	Fig. 66	45.7	15.24	17.7	
40	115-91-640-41-003	115-93-640-41-003	115-97-640-41-003	115-99-640-41-003	Fig. 67	50.6	15.24	17.7	
48	115-91-648-41-003	115-93-648-41-003	115-97-648-41-003	115-99-648-41-003	Fig. 68	60.9	15.24	17.7	
50	115-91-650-41-003	115-93-650-41-003	115-97-650-41-003	115-99-650-41-003	Fig. 69	63.5	15.24	17.7	