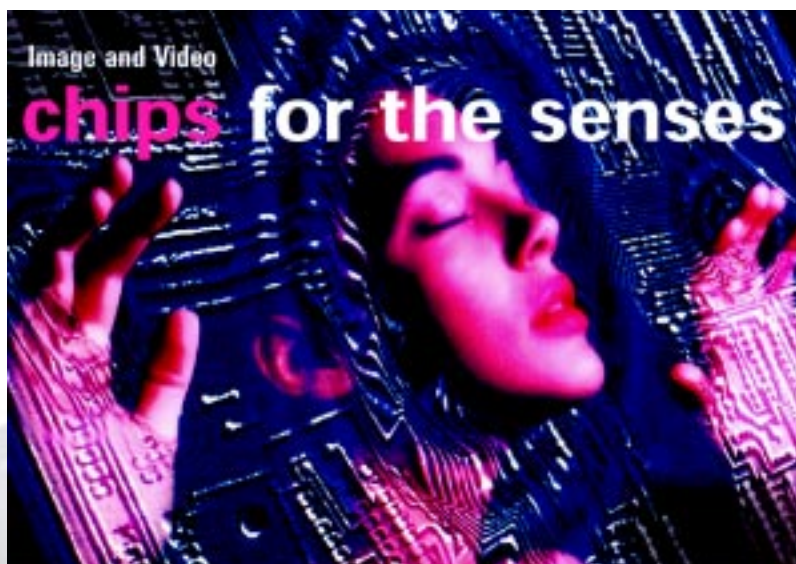


Product Brief

EDDC

SDA 9380



Potential Application

The SDA 9380 is a new component of the Infineon MEGAVISION® IC set to support single chip back end solutions for SDTV up to HDTV CRT's

EDDC

Features Deflection Controller

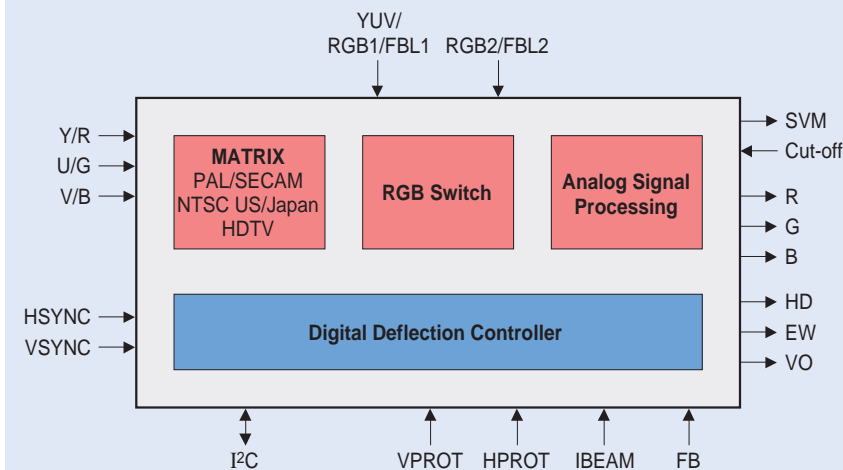
- PLL on chip - no external clock required
- I²C-Bus alignment for all deflection parameters
- Line frequencies / standards
 - PAL 50 Hz p, 100 Hz i - 31.2 kHz
 - NTSC 60 Hz p, 120 Hz i - 31.5 kHz
 - HDTV ATSC - 32.4 kHz
 - HDTV MUSE - 33.7 kHz
 - SVGA - 38 kHz
- Automatic switching between 31, 35 and 38 kHz in monitor mode
- Picture width and picture height EHT compensation
- Upper/lower EW corner correction separately adjustable
- V-angle and V-bow correction
- Vertical zoom/shrink and scroll function
- No re-adjustment of E/W after changing vertical S-correction and linearity

- H- and V-blanking time adjustable
- Auto adaption of V-frequency in the range of 192 and 680 lines per field
- Selectable black switch off modes
- Selectable softstart of the H-output stage
- Protection against EHT run away (X-rays protection)
- Protection against missing V-deflection (CRT-protection)
- H-frequent PWM output signal for generating an adjustable vertical frequent parabola or a constant pulse width
- DAC output with 8-Bit resolution for general purpose
- Digital output for general purpose

Features YUV/RGB

- Two YUV/RGB inputs and one RGB input with fast blanking capability
- Switchable color difference matrix for PAL/SECAM, NTSC (U.S. and Japan) and HDTV
- Common saturation, brightness and contrast control for all input channels
- Cut off and white level control loop
- Black stretching of non-standard input signal
- Selectable blue stretch function
- Peak drive limiter with soft clipping
- Average beam current limiter
- Luminance output signal SVM for scan velocity modulation, adjustable delay from SVM to the RGB outputs

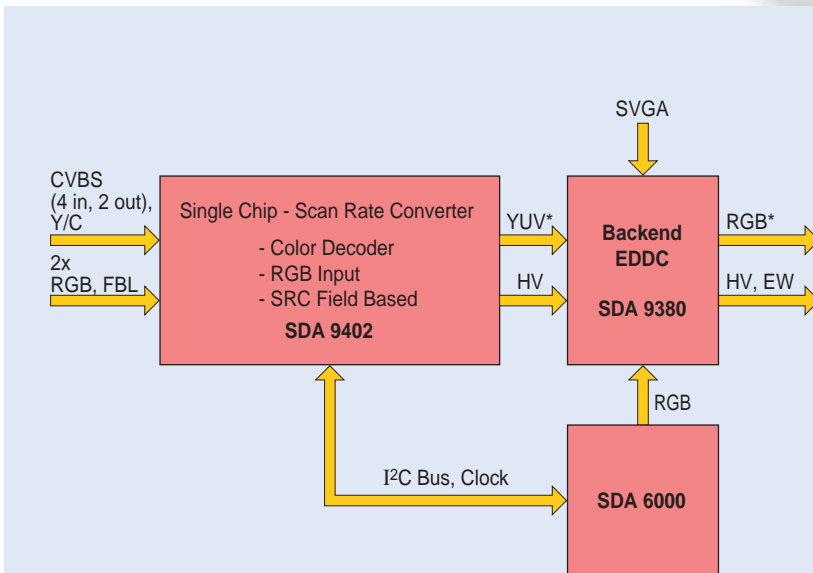
SDA 9380 Block Diagram



Technical Data

- I²C-Bus control
- P-MQFP-64 package
- 3.3 V and 8 V supply voltages

Application Example



How to reach us:

<http://www.infineon.com>

Published by
Infineon Technologies AG,
Bereich Kommunikation,
St.-Martin-Strasse 53,
D-81541 München
© Infineon Technologies AG 1999
All Rights Reserved.

Attention please!

The information herein is given to describe certain components and shall not be considered as warranted characteristics.

Terms of delivery and rights to technical change reserved.

We hereby disclaim any and all warranties, including but not limited to warranties of non-infringement, regarding circuits, descriptions and charts stated herein.

Infineon Technologies is an approved CECC manufacturer.

Information

For further information on technology, delivery terms and conditions and prices please contact your nearest Infineon Technologies Office in Germany or our Infineon Technologies Representatives worldwide (see address list).

Warnings

Due to technical requirements components may contain dangerous substances. For information on the types in question please contact your nearest Infineon Technologies Office.

Infineon Technologies Components may only be used in life-support devices or systems with the express written approval of Infineon Technologies, if a failure of such components can reasonably be expected to cause the failure of that life-support device or system, or to affect the safety or effectiveness of that device or system. Life support devices or systems are intended to be implanted in the human body, or to support and/or maintain and sustain and/or protect human life. If they fail, it is reasonable to assume that the health of the user or other persons may be endangered.