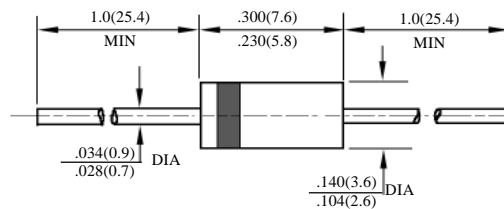


RL201– RL207

2A 普通二极管
2A GENERAL DIODES

型号 TYPE	最大反向 峰值电压 Maximum Peak Reverse Voltage	最大平均正向电流 Maximum Average Rectified Current @ Half-Wave Resistive Load 60Hz		最大正向浪涌电流 Maximum Forward Peak Surge Current @ 8.3ms Superimposed	最大反向漏电流 Maximum Reverse Current @ PRV @ T _A =25°C	最大正向电压 Maximum Forward Voltage @ T _A =25°C		外型尺寸 Package Dimensions
	PRV	I _o @ T _L		I _{FM} (Surge)	I _R	I _{FM}	V _{FM}	
	V _{PK}	A _{AV}	°C	A _{PK}	μA _{dc}	A _{PK}	V _{PK}	
RL201	50	2.0	75	70	5.0	2.0	1.1	DO-15
RL202	100							
RL203	200							
RL204	400							
RL205	600							
RL206	800							
RL207	1000							



DO – 15

RL201-RL207

DO-15 封装 2A 普通二极管额定值与特性曲线

RATING & CHARACTERISTIC CURVES OF 2A GENERAL DIODES OF DO-15 PACKAGE

FIG. 1 - TYPICAL FORWARD CURRENT DERATING CURVE

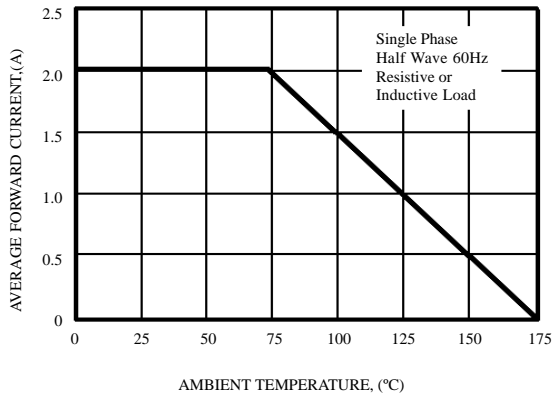


FIG. 2 - TYPICAL INSTANTANEOUS FORWARD CHARACTERISTICS

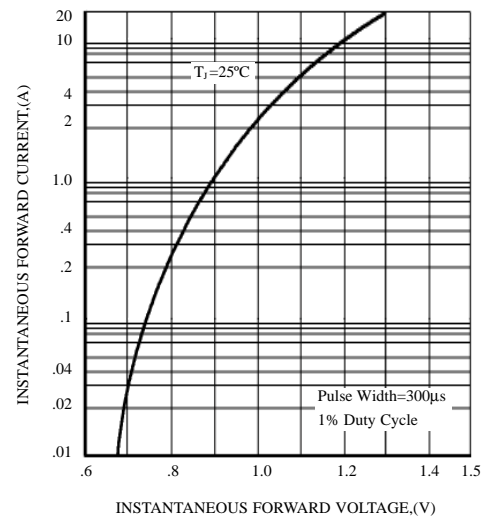


FIG. 3 - MAXIMUM NON-REPETITIVE FORWARD SURGE CURRENT

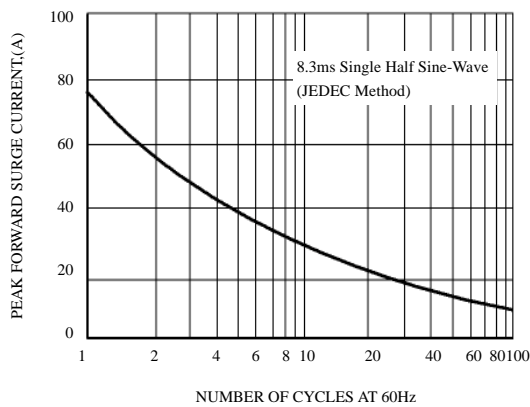


FIG. 4 - TYPICAL REVERSE CHARACTERISTICS

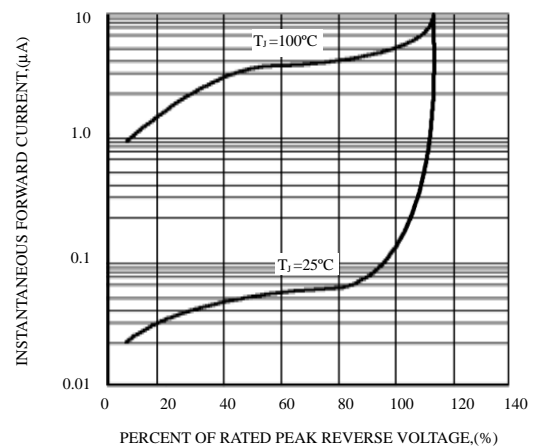


FIG. 5 - TYPICAL JUNCTION CAPACITANCE

