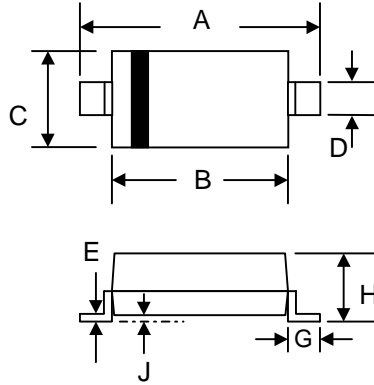


Features

- Low Turn-on Voltage
- Fast Switching
- PN Junction Guard Ring for Transient and ESD Protection
- Designed for Surface Mount Application
- Plastic Material – UL Recognition Flammability Classification 94V-O



SOD-123		
Dim	Min	Max
A	3.6	3.9
B	2.5	2.8
C	1.4	1.8
D	0.5	0.7
E	—	0.2
G	0.4	—
H	0.95	1.35
J	—	0.12
All Dimensions in mm		

Mechanical Data

- Case: SOD-123, Molded Plastic
- Terminals: Plated Leads Solderable per MIL-STD-202, Method 208
- Polarity: Cathode Band
- Weight: 0.01 grams (approx.)
- Marking: SS0520 B2
SS0530 B3
SS0540 B4

Maximum Ratings @ $T_A=25^\circ\text{C}$ unless otherwise specified

Characteristic	Symbol	SS0520	SS0530	SS0540	Unit
Peak Repetitive Reverse Voltage Working Peak Reverse Voltage DC Blocking Voltage	V_{RRM} V_{RWM} V_R	20	30	40	V
Forward Continuous Current (Note 1)	I_F	500			mA
Non-Repetitive Peak Forward Surge Current 8.3ms Single half sine-wave superimposed on rated load (JEDEC Method)	I_{FSM}	5.5			A
Power Dissipation (Note 1)	P_d	410			mW
Typical Thermal Resistance, Junction to Ambient Air (Note 1)	$R_{\theta JA}$	244			$^\circ\text{C/W}$
Operating and Storage Temperature Range	T_j, T_{STG}	-65 to +125			$^\circ\text{C}$

Electrical Characteristics @ $T_A=25^\circ\text{C}$ unless otherwise specified

Characteristic	Symbol	SS0520	SS0530	SS0540	Unit
Forward Voltage Drop @ $I_F = 0.1\text{A} / 0.5\text{A}$	V_{FM}	0.3 / 0.385	0.375 / 0.43	— / 0.51	V
Peak Reverse Leakage Current @ $V_R = 50\% / 100\%$ DC Blocking Voltage	I_{RM}	75 / 250	20 / 130	10 / 20	μA
Typical Junction Capacitance ($V_R = 0\text{V DC}, f = 1\text{MHz}$)	C_j	170			pF

Note: 1. Valid provided that terminals are kept at ambient temperature.

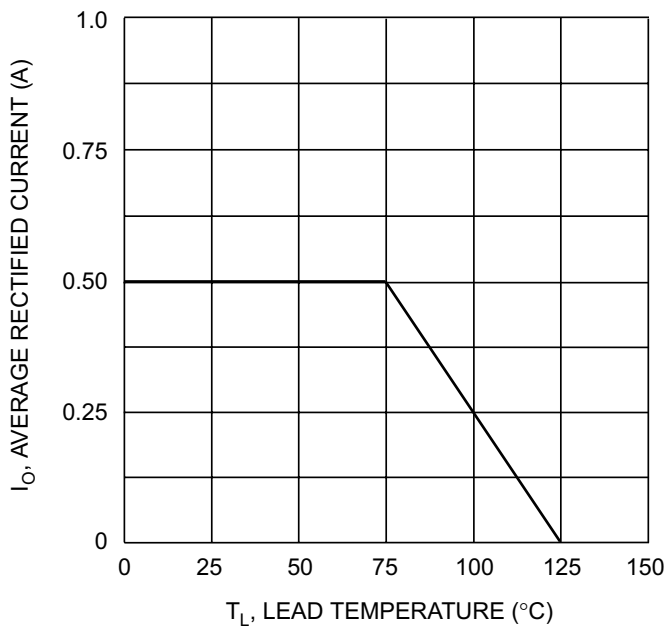


Fig. 1 Forward Current Derating Curve

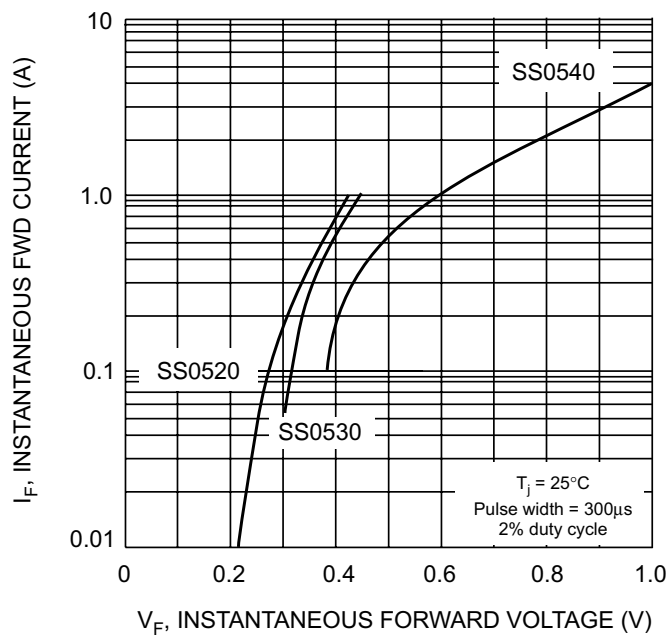


Fig. 2 Typical Forward Characteristics

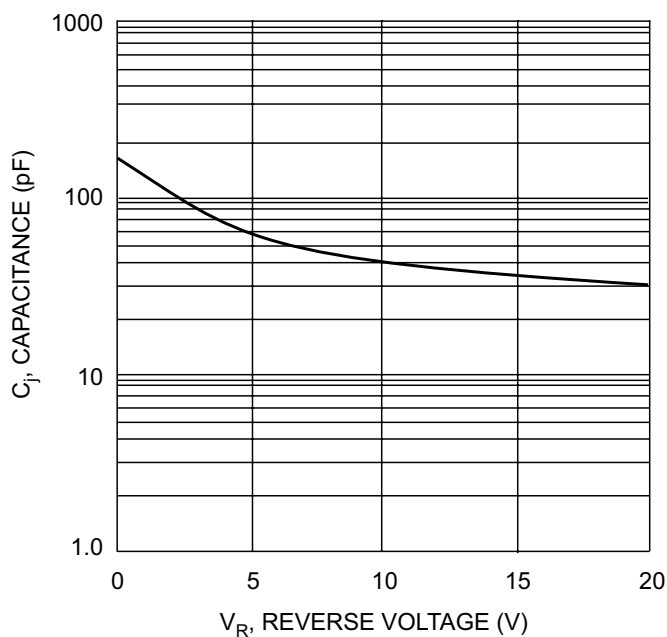


Fig. 3 Typ. Junction Capacitance vs Reverse Voltage

ORDERING INFORMATION

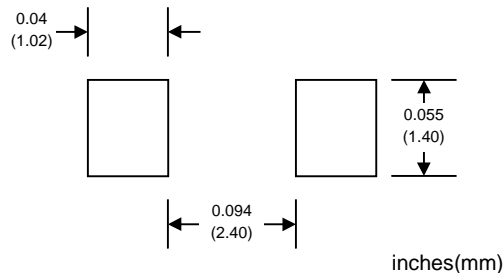
Product No.♦	Package Type	Shipping Quantity
SS0520-T1	SOD-123	3000/Tape & Reel
SS0520-T3	SOD-123	10000/Tape & Reel
SS0530-T1	SOD-123	3000/Tape & Reel
SS0530-T3	SOD-123	10000/Tape & Reel
SS0540-T1	SOD-123	3000/Tape & Reel
SS0540-T3	SOD-123	10000/Tape & Reel

Products listed in **bold** are WTE **Preferred** devices.

♦T1 suffix refers to a 7" reel. T3 suffix refers to a 13" reel.

Shipping quantity given is for minimum packing quantity only. For minimum order quantity, please consult the Sales Department.

RECOMMENDED FOOTPRINT



Won-Top Electronics Co., Ltd (WTE) has checked all information carefully and believes it to be correct and accurate. However, WTE cannot assume any responsibility for inaccuracies. Furthermore, this information does not give the purchaser of semiconductor devices any license under patent rights to manufacturer. WTE reserves the right to change any or all information herein without further notice.

WARNING: DO NOT USE IN LIFE SUPPORT EQUIPMENT. WTE power semiconductor products are not authorized for use as critical components in life support devices or systems without the express written approval.

Won-Top Electronics Co., Ltd.

No. 44 Yu Kang North 3rd Road, Chine Chen Dist., Kaohsiung, Taiwan

Phone: 886-7-822-5408 or 886-7-822-5410

Fax: 886-7-822-5417

Email: sales@wontop.com

Internet: <http://www.wontop.com>

We power your everyday.