



Micro Commercial Components
 21201 Itasca Street Chatsworth
 CA 91311
 Phone: (818) 701-4933
 Fax: (818) 701-4939

DLSR106 THRU DLSR1010

Features

- Schottky Barrier Rectifier
- Low Forward Voltage
- Low Power Loss For High Efficiency
- High Current Capability

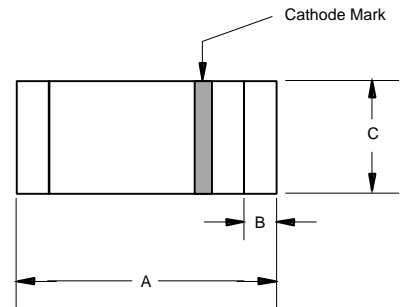
1 Amp Schottky Barrier Rectifier 60 to 100 Volts

Maximum Ratings

- Operating Temperature: -55°C to +125°C
- Storage Temperature: -55°C to +150°C
- Maximum Thermal Resistance; 30°C/W Junction To Lead

Microsemi Catalog Number	Device Marking	Maximum Recurrent Peak Reverse Voltage	Maximum RMS Voltage	Maximum DC Blocking Voltage
DLSR106	---	60V	42V	60V
DLSR108	---	80V	56V	80V
DLSR1010	---	100V	70V	100V

MELF



DIM	DIMENSIONS				NOTE
	INCHES		MM		
A	.190	.205	4.80	5.20	
B	---	.022	---	.55	Nominal
C	.095	.105	2.40	2.67	∅

Electrical Characteristics @ 25°C Unless Otherwise Specified

Average Forward Current	$I_{F(AV)}$	1.0A	$T_A = 75^\circ\text{C}$
Peak Forward Surge Current	I_{FSM}	30A	8.3ms, half sine
Maximum Instantaneous Forward Voltage	V_F	.70V .80V .85V	$I_{FM} = 1.0A;$ $T_J = 25^\circ\text{C}^*$
DLSR106			
DLSR108 DLSR1010			
Maximum DC Reverse Current At Rated DC Blocking Voltage	I_R	0.5mA 10mA	$T_J = 25^\circ\text{C}$ $T_J = 100^\circ\text{C}$

*Pulse test: Pulse width 300 μsec , Duty cycle 2%

SUGGESTED SOLDER PAD LAYOUT

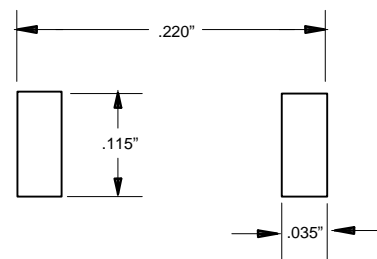
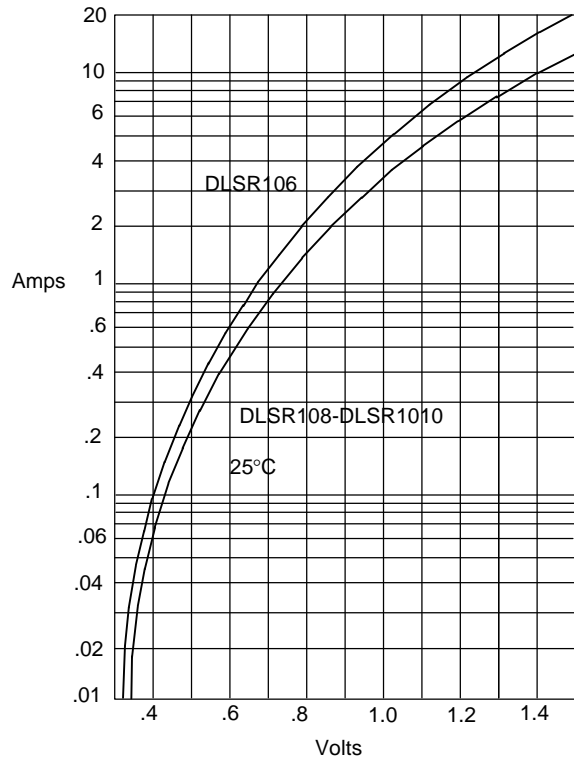
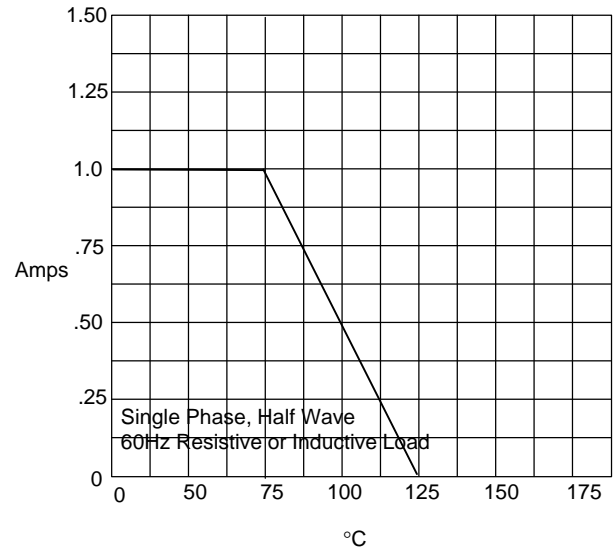


Figure 1
Typical Forward Characteristics



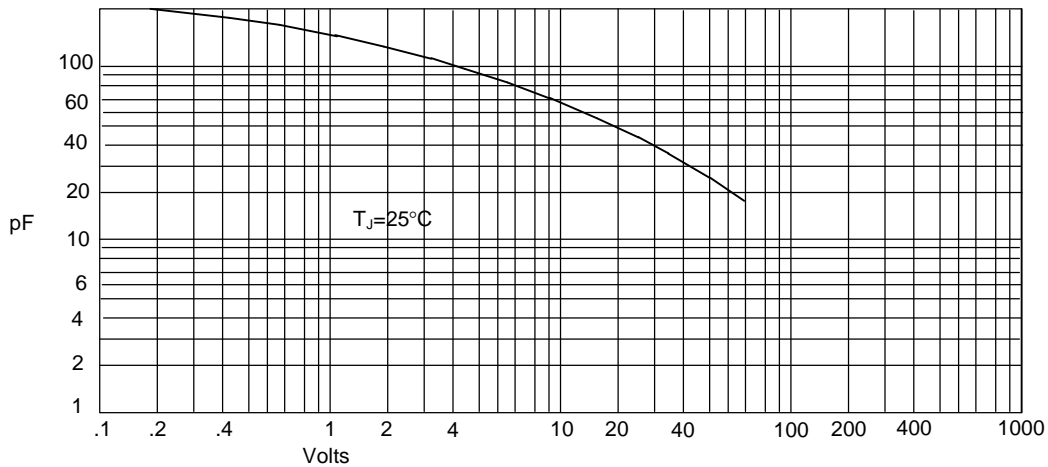
Instantaneous Forward Current - Amperes versus
Instantaneous Forward Voltage - Volts

Figure 2
Forward Derating Curve



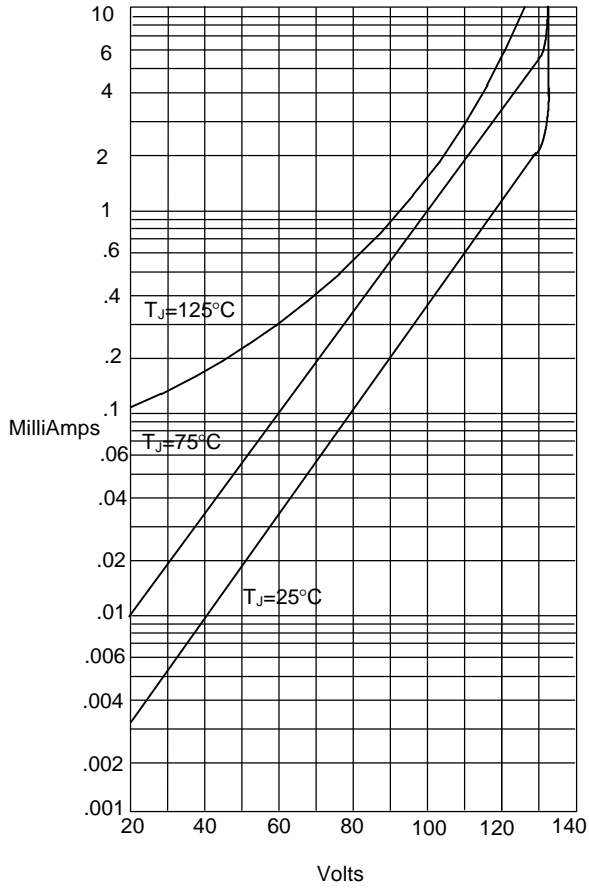
Average Forward Rectified Current - Amperes/ersus
Ambient Temperature - °C

Figure 3
Junction Capacitance



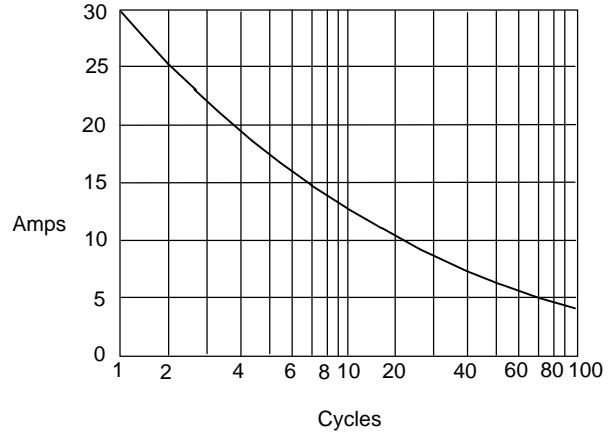
Junction Capacitance - pF versus
Reverse Voltage - Volts

Figure 4
Typical Reverse Characteristics



Instantaneous Reverse Leakage Current - MicroAmperes *versus*
Percent Of Rated Peak Reverse Voltage - Volts

Figure 5
Peak Forward Surge Current



Peak Forward Surge Current - Amperes *versus*
Number Of Cycles At 60Hz - Cycles