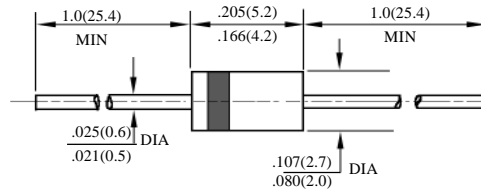


1N4001E – 1N4007E

1A 普通二极管

1A GENERAL DIODES

型号 TYPE	最大反向 峰值电压 Maximum Peak Reverse Voltage	最大平均正向电流 Maximum Average Rectified Current @ Half-Wave Resistive Load 60Hz		最大正向浪涌电流 Maximum Forward Peak Surge Current @ 8.3ms Superimposed	最大反向漏电电流 Maximum Reverse Current @ PRV @ T _A =25°C	最大正向电压 Maximum Forward Voltage @ T _A =25°C		外型尺寸 Package Dimensions
	PRV	I _O @ T _L		I _{FM} (Surge)	I _R	I _{FM}	V _{FM}	
	V _{PK}	A _{AV}	°C	A _{PK}	µA _{dc}	A _{PK}	V _{PK}	
1N4001E	50	1.0	55	30	5.0	1.0	1.1	A – 405
1N4002E	100							
1N4003E	200							
1N4004E	400							
1N4005E	600							
1N4006E	800							
1N4007E	1000							



A – 405

1N4001E-1N4007E

A-405 封装 1A 普通二极管额定值与特性曲线

RATING & CHARACTERISTIC CURVES OF 1A GENERAL DIODES A-405 PACKAGE

FIG. 1 - TYPICAL FORWARD CURRENT DERATING CURVE

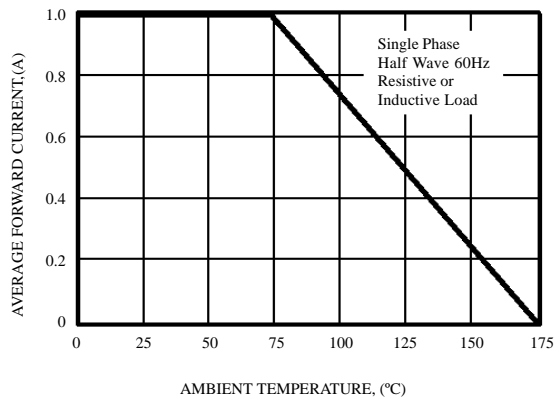


FIG. 2 - TYPICAL INSTANTANEOUS FORWARD CHARACTERISTICS

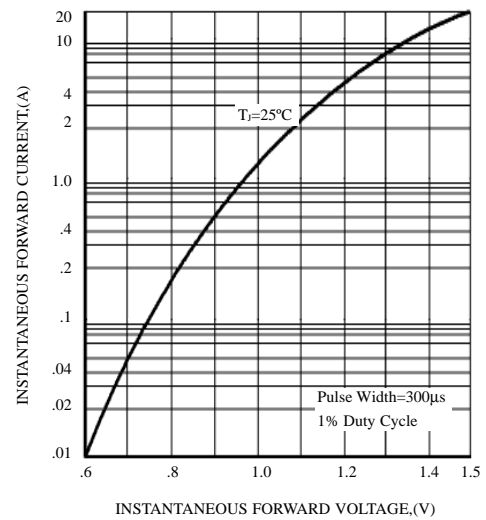


FIG. 3 - MAXIMUM NON-REPETITIVE FORWARD SURGE CURRENT

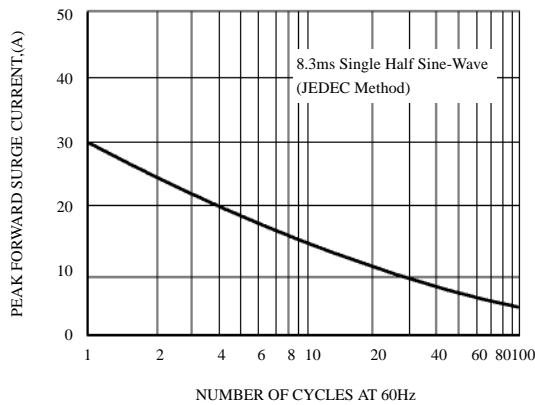


FIG. 4 - TYPICAL REVERSE CHARACTERISTICS

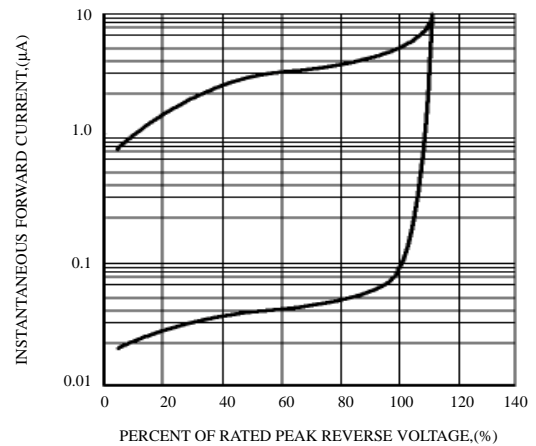


FIG. 5 - TYPICAL JUNCTION CAPACITANCE

