

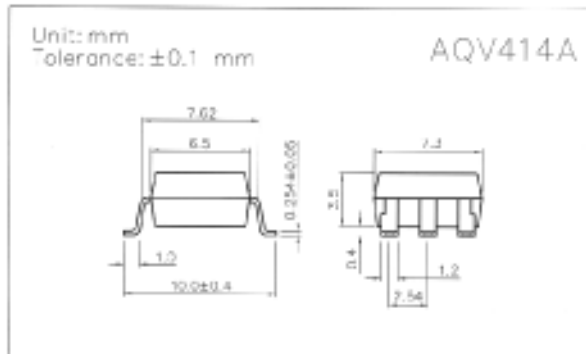
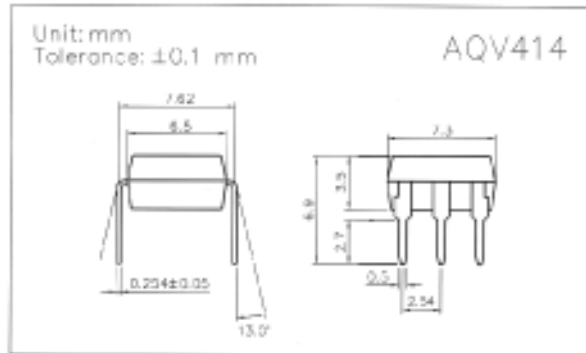
FEATURES

- Normally Close, Single Pole Single Throw
- Control 400 VAC or DC Voltage
- Switch 130 mA Loads
- LED Control Current, 2mA
- Low ON-Resistance
- dv/dt , >500 V/ms
- Isolation Test Voltage, 3750 VAC_{RMS}
- UL, CSA, FCC compatible
- Applications
 - Telecommunications
 - Telecom Switching
 - Tip/Ring Circuits
 - Modem Switching (Laptop, Notebook, Pocket Size)
 - Hookswitch
 - Dial Pulsing
 - Ground Start
 - Ringer Injection
 - Instrumentation
 - Multiplexers
 - Data Acquisition
 - Electronic Switching
 - I/O Subsystems
 - Meters (Watt-Hour, Water, Gas)
 - Medical Equipment
 - High Voltage Test Equipment
 - TRIAC Driver
 - Motor Control
 - Security
 - Aerospace
 - Industrial Controls

DESCRIPTION

The AQV414 is a single pole single throw (SPST), normally close (NC), Mos Relay. The relay can control AC or DC loads currents up to 130 mA, with a supply voltage up to 400 V. The device is packaged in a six pin SMD and dual-in line package. Those package offer an insulation dielectric withstand of 3750 VAC_{RMS}.

The coupler consists of a AlGaAs LED that is optically coupled to a dielectrically isolated photodiode array which drives two series connected high voltage MOS transistors. The typical ON-Resistance is 40Ω at 25 mA and is linear up to 50mA. The incremental resistance drops to less than 40Ω beyond 50 mA while reducing internal power dissipation at high load currents.



Absolute Maximum Ratings (T_A = 25 °C)

Emitter (Input)

Reverse Voltage.....	5.0V
Continuous Forward Current.....	50mA
Peak Forward Current (1s).....	1A
Power Dissipation.....	100mW
Derate Linearly from 25°C.....	1.3mW/°C

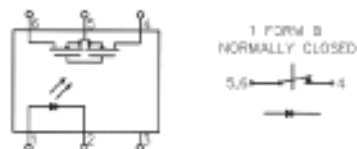
Detector (Output)

Output Breakdown Voltage.....	±400V
Continuous Load Current.....	±130mA
Power Dissipation.....	500mW

General Characteristics

Isolation Test Voltage.....	3750VAC _{RMS}
Isolation Resistance	
V _{IO} = 500V, T _A = 25°C.....	≥10 ¹⁰ Ω
Total Power Dissipation.....	550mW
Derate Linearly from 25°C.....	2.5mW/°C
Storage Temperature Range.....	-40 to +150°C
Operating Temperature Range.....	-40 to +85°C
Junction Temperature.....	100°C
Soldering Temperature, 2mm from case, 10 sec.....	260°C

● Operate/Reverse time



Characteristics

($T_A = 25^\circ\text{C}$)

Description	Symbol	Min.	Typ.	Max.	Unit	Test Condition	
Emitter (Input)							
Forward Voltage	V_F		1.8	2.0	V	$I_F = 10 \text{ mA}$	
Operation Input Current	I_{FOFF}			5	mA	$V_L = \pm 20 \text{ V}, I_L = < 5 \mu\text{A}$	
Recovery Input Current	I_{FON}	0.2			mA	$V_L = \pm 20 \text{ V}, I_L = 100 \text{ mA}, t = 10 \text{ ms}$	
Detector (output)							
Output Breakdown Voltage	V_B	400			V	$I_B = 50 \mu\text{A}$	
Output Off-State Leakage	I_{TOFF}		0.2	1	μA	$V_T = 100 \text{ V}, I_F = 10 \text{ mA}$	
I/O Capacitance	C_{ISO}		6		pF	$I_F = 0, f = 1 \text{ MHz}$	
ON Resistance	Con- nection	A	R_{ON}	40	50	Ω	$I_L = 100 \text{ mA}, I_F = 0 \text{ mA}$
		B		20	25		
		C		10	12.5		
Reverse (ON) Time	T_{ON}		0.6	1.5	ms	$I_F = 10 \text{ mA}, V_L = \pm 20 \text{ V}$	
Operate (OFF) Time	T_{OFF}		0.3	1.0	ms	$t = 10 \text{ ms}, I_L = \pm 100 \text{ mA}$	

Mos Relay Schematic and Wiring Diagrams

