


CIT RELAY™

CTA5

FEATURES:

- Switching capacity up to 40A @ 14VDC
- Small size and light weight
- PCB pin mounting available
- Suitable for automobile and lamp accessories
- Two footprint styles available



24.0x19.0x20.0mm

CONTACT DATA

Contact Arrangement	1A = SPST N.O. 1B = SPST N.C. 1C = SPDT
Contact Rating	1A: 40A @ 14VDC 1B: 30A @ 14VDC, 20A @ 120VAC, 15A @ 28VDC 1C: 30A @ 14VDC, 20A @ 120VAC, 15A @ 28VDC
Contact Resistance	< 50 milliohms initial
Contact Material	AgCdO
Maximum Switching Power	360W
Maximum Switching Voltage	75VDC, 380VAC
Maximum Switching Current	40A

COIL DATA

Coil Voltage VDC		Coil Resistance $\Omega \pm 10\%$		Pick Up Voltage VDC (max)	Release Voltage VDC (min)	Coil Power W	Operate Time ms	Release Time ms
Rated	Max.	1.6W	1.9W	75% of rated voltage	10% of rated voltage			
6	7.8	22.5	19.0	4.2	0.6	1.6 or 1.9	5	3
9	11.7	50.6	42.6	6.3	0.9			
12	15.6	90.0	75.8	8.4	1.2			
18	23.4	202.5	170.5	12.6	1.8			
24	31.2	360.0	303.2	16.8	2.4			

CAUTION:

1. The use of any coil voltage less than the rated coil voltage may compromise the operation of the relay.
2. Pickup and release voltages are for test purposes only and are not to be used as design criteria.

GENERAL DATA

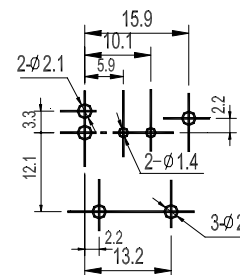
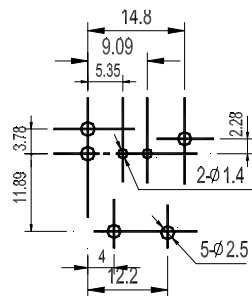
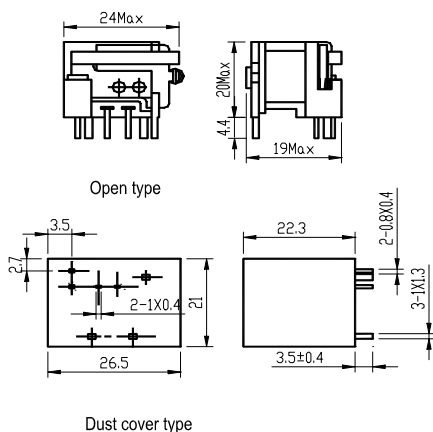
Electrical Life @ rated load	100K cycles, typical
Mechanical Life	10M cycles, typical
Insulation Resistance	100M Ω min @ 500VDC
Dielectric Strength, Coil to Contact	750V rms min. @ sea level
Contact to Contact	500V rms min. @ sea level
Shock Resistance	200m/s ² for 11ms
Vibration Resistance	1.27mm double amplitude 10-40Hz
Terminal (Copper Alloy) Strength	10N
Operating Temperature	-40 °C to + 85 °C
Storage Temperature	-40 °C to + 155 °C
Solderability	230 °C \pm 2 °C for 10 \pm 0.5s
Weight	19g open. 21g covered

ORDERING INFORMATION

1. Series: CTA5	CTA5	1A	C	40	12VDC	1.6	S
2. Contact Arrangement: 1A = SPST N.O. 1B = SPST N.C. 1C = SPDT							
3. Sealing Options: O = Open Frame S = Sealed C = Dust Cover							
4. Contact Ratings: 15 = 15A 30 = 30A 40 = 40A							
5. Coil Voltage: 6VDC 9VDC 12VDC 18VDC 24VDC							
6. Coil Power: 1.6 = 1.6W 1.9 = 1.9W							
7. PCB Layout: S = Standard E = European							

DIMENSIONS: (Units = mm)

PCB Layout



Standard

European

Schematic

