

2SB934

Silicon PNP epitaxial planar type

For power switching

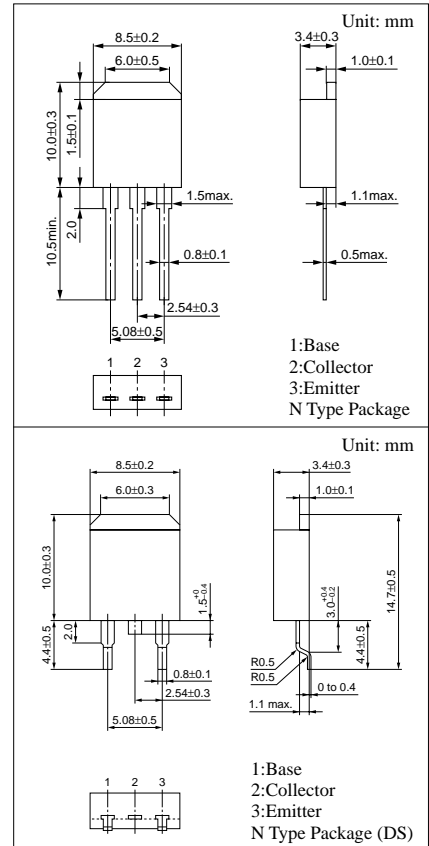
Complementary to 2SD1257

Features

- Low collector to emitter saturation voltage $V_{CE(sat)}$
- Satisfactory linearity of forward current transfer ratio h_{FE}
- Large collector current I_C
- N type package enabling direct soldering of the radiating fin to the printed circuit board, etc. of small electronic equipment.

Absolute Maximum Ratings ($T_C=25^\circ\text{C}$)

Parameter	Symbol	Ratings	Unit
Collector to base voltage	V_{CBO}	-130	V
Collector to emitter voltage	V_{CEO}	-80	V
Emitter to base voltage	V_{EBO}	-7	V
Peak collector current	I_{CP}	-15	A
Collector current	I_C	-7	A
Collector power dissipation	P_C	$T_C=25^\circ\text{C}$	40
		$T_a=25^\circ\text{C}$	1.3
Junction temperature	T_j	150	$^\circ\text{C}$
Storage temperature	T_{stg}	-55 to +150	$^\circ\text{C}$



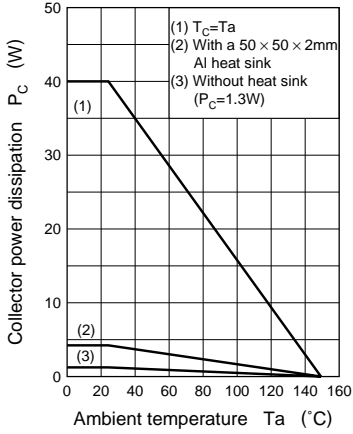
Electrical Characteristics ($T_C=25^\circ\text{C}$)

Parameter	Symbol	Conditions	min	typ	max	Unit
Collector cutoff current	I_{CBO}	$V_{CB} = -100\text{V}, I_E = 0$			-10	μA
Emitter cutoff current	I_{EBO}	$V_{EB} = -5\text{V}, I_C = 0$			-50	μA
Collector to emitter voltage	V_{CEO}	$I_C = -10\text{mA}, I_B = 0$	-80			V
Forward current transfer ratio	h_{FE1}	$V_{CE} = -2\text{V}, I_C = -0.1\text{A}$	45			
	h_{FE2}^*	$V_{CE} = -2\text{V}, I_C = -3\text{A}$	90		260	
Collector to emitter saturation voltage	$V_{CE(sat)}$	$I_C = -5\text{A}, I_B = -0.25\text{A}$			-0.5	V
Base to emitter saturation voltage	$V_{BE(sat)}$	$I_C = -5\text{A}, I_B = -0.25\text{A}$			-1.5	V
Transition frequency	f_T	$V_{CE} = -10\text{V}, I_C = -0.5\text{A}, f = 10\text{MHz}$		30		MHz
Turn-on time	t_{on}	$I_C = -3\text{A}, I_{B1} = -0.3\text{A}, I_{B2} = 0.3\text{A}$		0.5		μs
Storage time	t_{stg}			1.5		μs
Fall time	t_f			0.1		μs

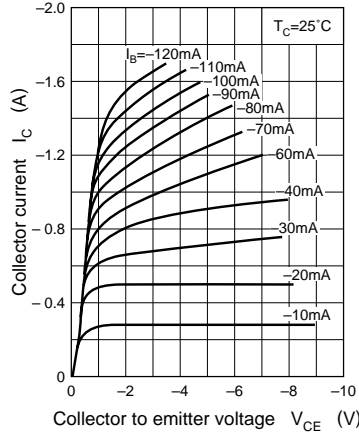
* h_{FE2} Rank classification

Rank	Q	P
h_{FE2}	90 to 180	130 to 260

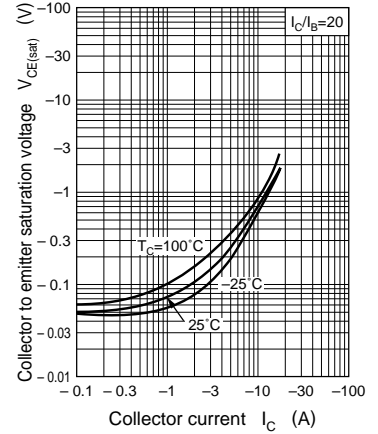
$P_C - T_a$



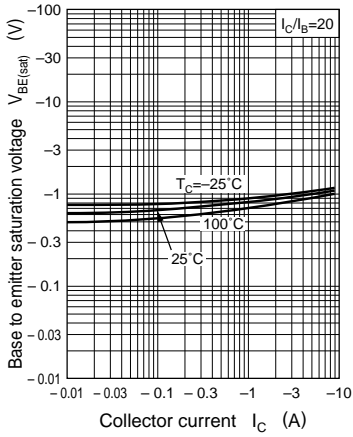
$I_C - V_{CE}$



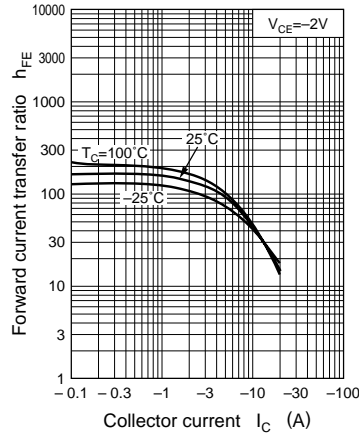
$V_{CE(sat)} - I_C$



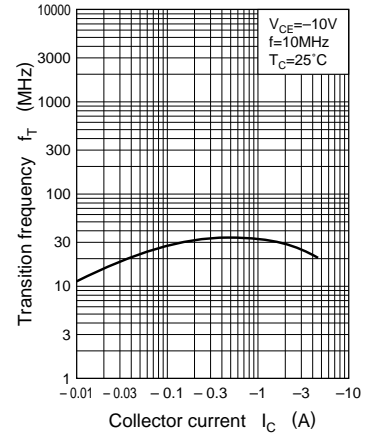
$V_{BE(sat)} - I_C$



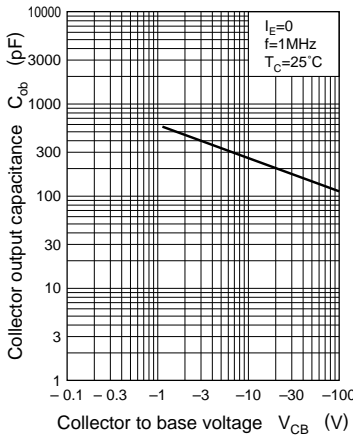
$h_{FE} - I_C$



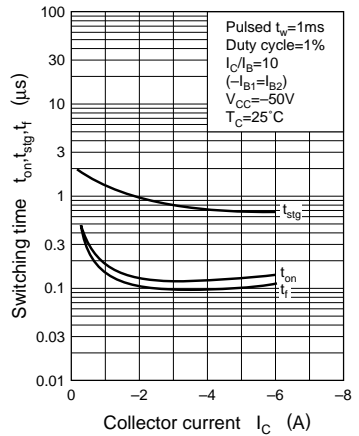
$f_T - I_C$



$C_{ob} - I_C$



$t_{on}, t_{stg}, t_f - I_C$



Area of safe operation (ASO)

